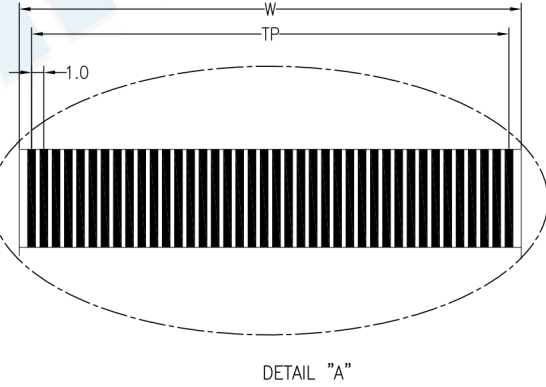
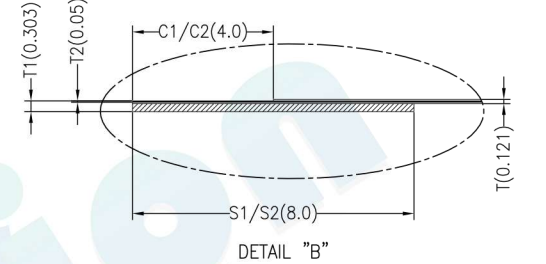
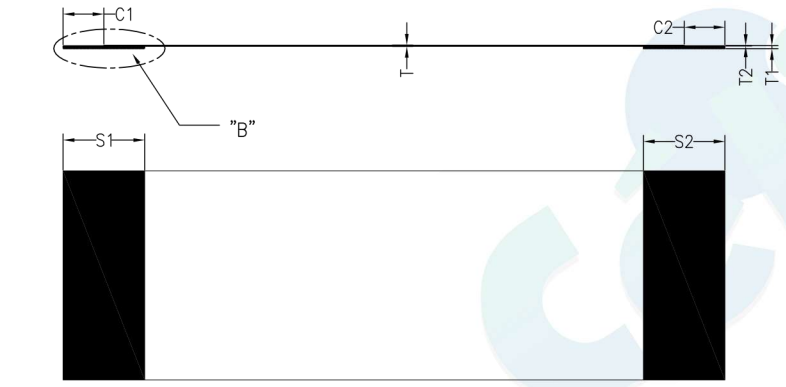
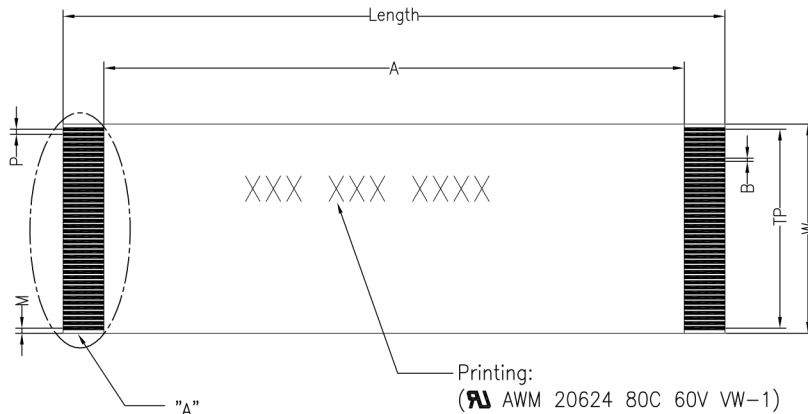


# FFC FLAT CABLE B-TYPE

FFC SERIES



Symbol	Item	Specification
N	No.of Conductor	4P~60P
L	Total Length	L±5
A	Insulation Length	(L-8)±5
TP	Total Pitch	1.0x(N-1)Pin±0.08
W	Width	1.0xNpin+1.0±0.08
P	Pitch	1.00±0.03
M	Margin	1.00±0.05
T	Cable thickness	0.121±0.05
T1	Insert thickness	0.303±0.05
C1/C2	Conductor Strip Length	4.0±1.0
S1/S2	Supporting Tape Length	8.0±2.0
T2	Conductor thickness	0.05±0.005
B	Conductor Width	0.65±0.03
E	Slanting	<0.5
--	Conductor Material	Tinned Copper
--	Insulation Material	Flame retardand polyester
--	Supporting Tape Material	PET
--	Supporting Tape Color	BLUE
--	Supporting Tape Spec	0.225mm

## Ordering Information

**FFC - 10 XX - XXX A**

- Connector Series
- Pitch
  - 10 = 1.0 pitch
- Number of pins (04→60P)
- Length (100=100mm)



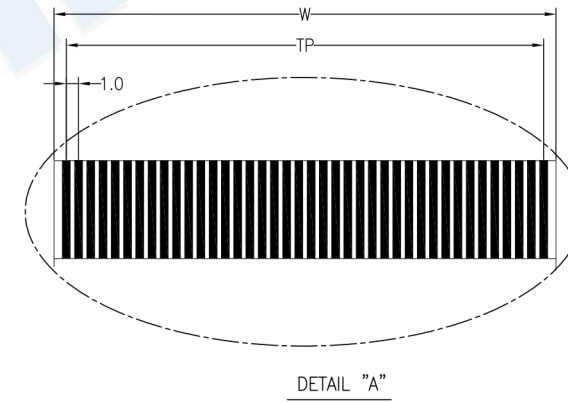
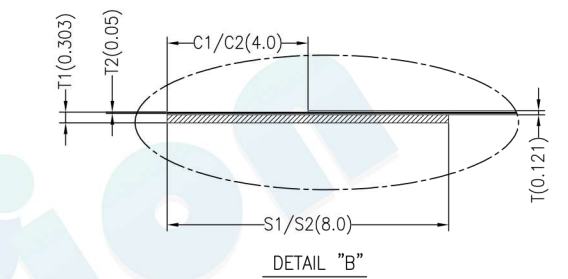
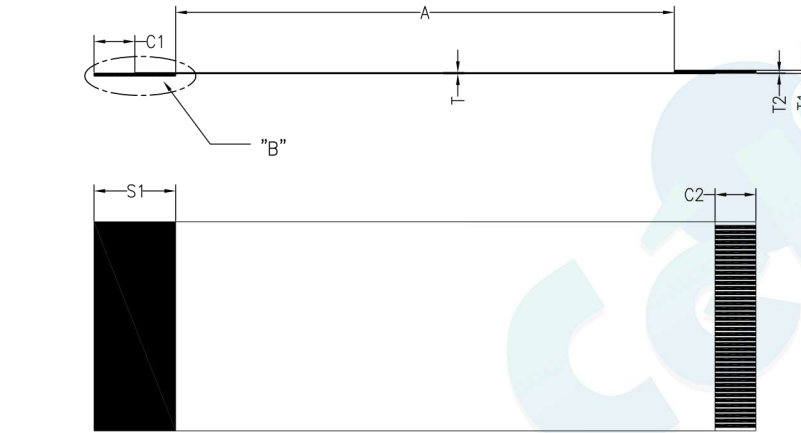
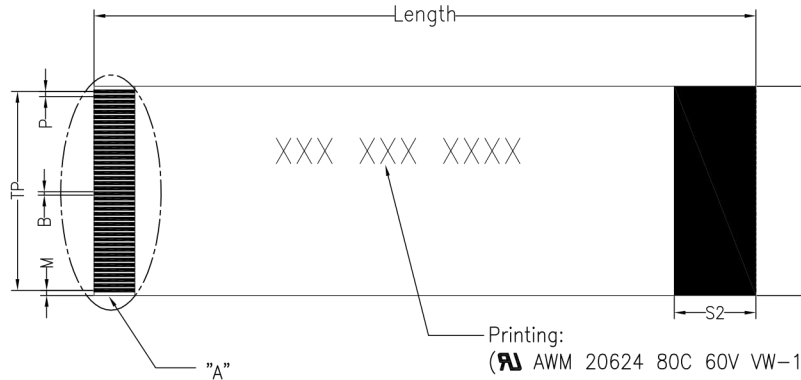
REV	DATE	MODIFICATION DESCRIPTION	CHANGE	DIM	TOL	OPERATION	DRAW	BEN	12.04.18	SCALE	FIT
						X.X				UNIT	mm
						X.XX	CHECK			SIZE	A4
A0	2012.04.18	NEW DRAWING				X.XXX				SHEET	1/1
						Angle	APPROVE			PROJ.	◆



PART NO.	FFC-10XX-XXX A
TITLE:	1.00 FFC Npin A-Type

# FFC FLAT CABLE B-TYPE

FFC SERIES




Symbol	Item	Specification
N	No. of Conductor	4P~60P
L	Total Length	L±5
A	Insulation Length	(L-8)±5
TP	Total Pitch	1.0x(N-1)Pin±0.08
W	Width	1.0xNpin+1.0±0.08
P	Pitch	1.00±0.03
M	Margin	1.00±0.05
T	Cable thickness	0.121±0.05
T1	Insert thickness	0.303±0.05
C1/C2	Conductor Strip Length	4.0±1.0
S1/S2	Supporting Tape Length	8.0±2.0
T2	Conductor thickness	0.05±0.005
B	Conductor Width	0.65±0.03
E	Slanting	<0.5
--	Conductor Material	Tinned Copper
--	Insulation Material	Flame retardand polyester
--	Supporting Tape Material	PET
--	Supporting Tape Color	BLUE
--	Supporting Tape Spec	0.225mm

## Ordering Information

**FFC - 10 XX - XXX B**

- Connector Series
- Pitch
  - 10 = 1.0 pitch
- Number of pins (04→60P)
- Length (100=100mm)



REV		DATE	MODIFICATION DESCRIPTION	CHANGE	DIM	TOL	OPERATION	DRAW	BEN	12.04.18	SCALE	FIT	PART NO.		TITLE:	
A0		2012.04.18	NEW DRAWING		Angle	±3°	APPROVE				SHEET	1/1		FFC-10XX-XXX B	1.00 FFC Npin B-Type	
											UNIT	mm				
											SIZE	A4				
											PROJ.	◆				



# FFC FLAT CABLE A-TYPE

FFC SERIES

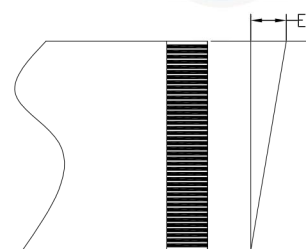
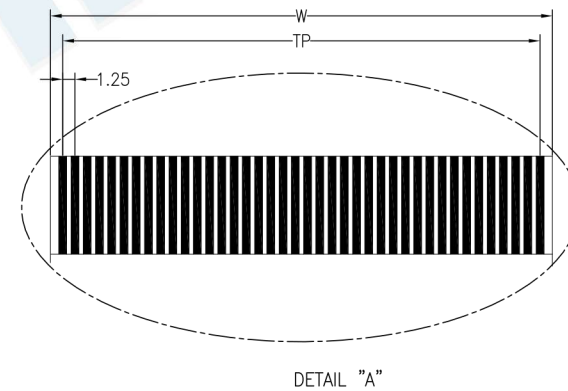
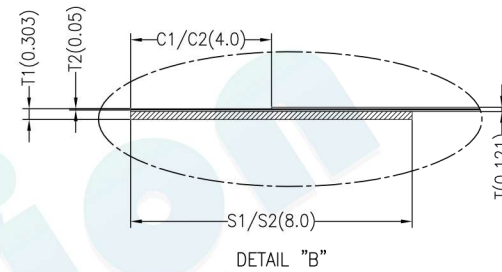
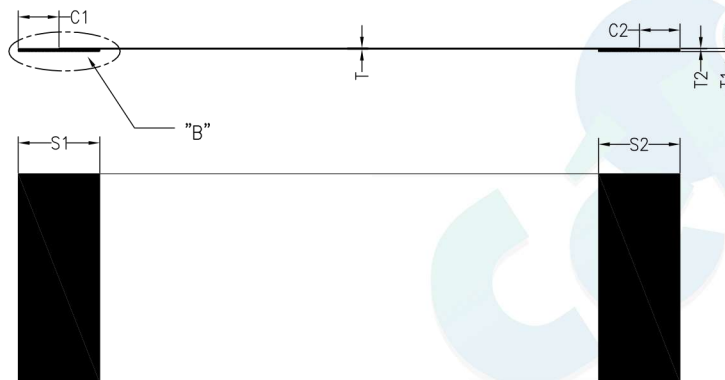
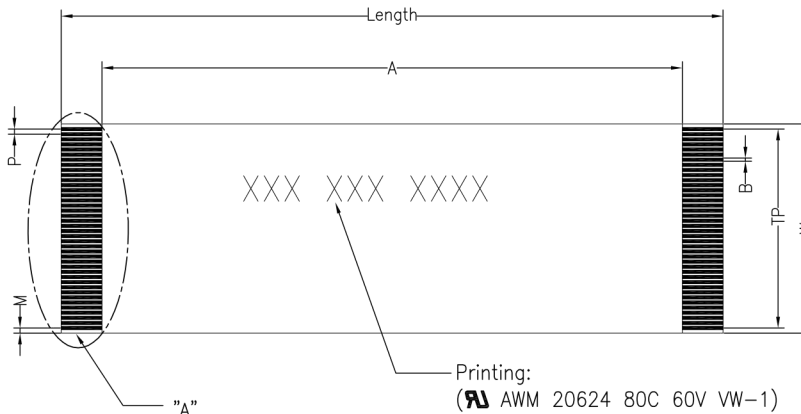


Symbol	Item	Specification
N	No. of Conductor	4P~40P
L	Total Length	L±5
A	Insulation Length	(L-8)±5
TP	Total Pitch	1.25x(N-1)Pin±0.08
W	Width	1.25xNpin+1.25±0.08
P	Pitch	1.25±0.03
M	Margin	1.25±0.05
T	Cable thickness	0.121±0.05
T1	Insert thickness	0.303±0.05
C1/C2	Conductor Strip Length	4.0±1.0
S1/S2	Supporting Tape Length	8.0±2.0
T2	Conductor thickness	0.05±0.005
B	Conductor Width	0.80±0.03
E	Slanting	<0.5
--	Conductor Material	Tinned Copper
--	Insulation Material	Flame retardand polyester
--	Supporting Tape Material	PET
--	Supporting Tape Color	BLUE
--	Supporting Tape Spec	0.225mm

## Ordering Information

**FFC - 12 XX - XXX A**

- Connector Series
- Pitch
  - 12 = 1.25 pitch
- Number of pins (04→40P)
- Length (100=100mm)



REV		DATE	MODIFICATION DESCRIPTION	CHANGE	DIM	TOL	OPERATION	DRAW	BEN	12.04.18	SCALE	FIT	PART NO.		TITLE:	
A0		2012.04.18	NEW DRAWING		Angle	±3°	APPROVE								FFC-12XX-XXX A	
															1.25 FFC Npin A-Type	



# FFC FLAT CABLE B-TYPE

FFC SERIES

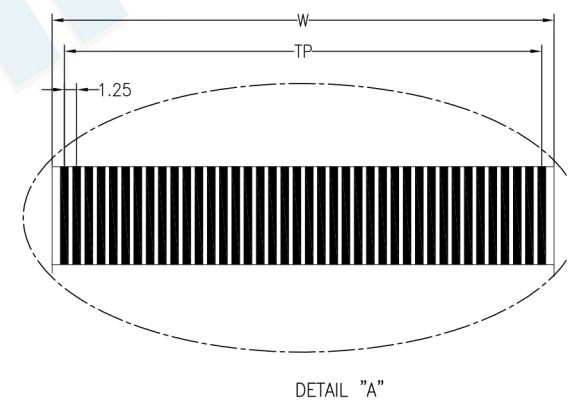
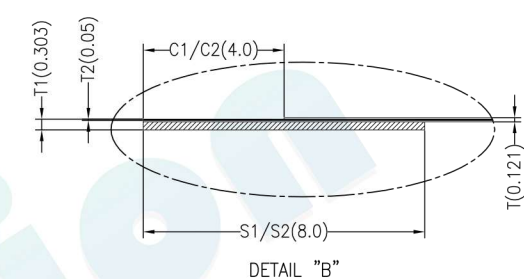
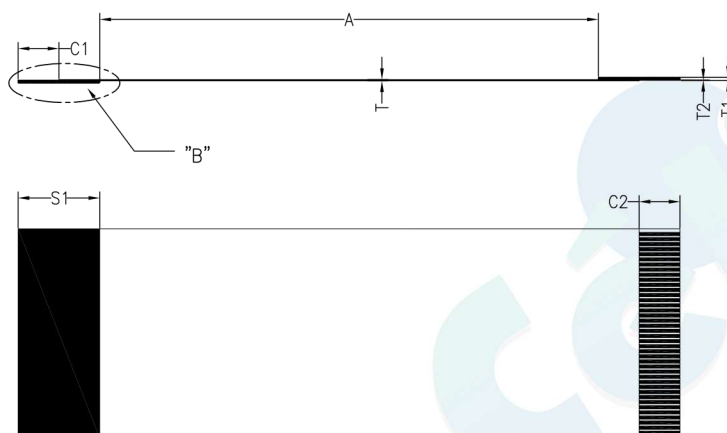
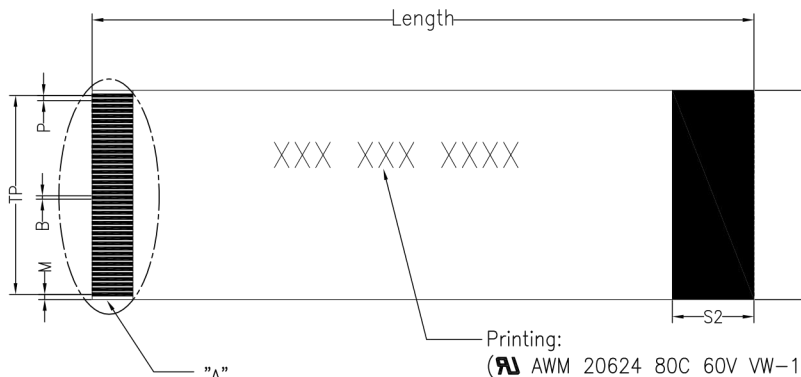



Symbol	Item	Specification
N	No. of Conductor	4P~40P
L	Total Length	L±5
A	Insulation Length	(L-8)±5
TP	Total Pitch	1.25x(N-1)Pin±0.08
W	Width	1.25xNpin+1.25±0.08
P	Pitch	1.25±0.03
M	Margin	1.25±0.05
T	Cable thickness	0.121±0.05
T1	Insert thickness	0.303±0.05
C1/C2	Conductor Strip Length	4.0±1.0
S1/S2	Supporting Tape Length	8.0±2.0
T2	Conductor thickness	0.05±0.005
B	Conductor Width	0.80±0.03
E	Slanting	<0.5
--	Conductor Material	Tinned Copper
--	Insulation Material	Flame retardand polyester
--	Supporting Tape Material	PET
--	Supporting Tape Color	BLUE
--	Supporting Tape Spec	0.225mm

## Ordering Information

**FFC - 12 XX - XXX B**

- Connector Series
- Pitch
  - 12 = 1.25 pitch
- Number of pins (04→40P)
- Length (100=100mm)



REV	DATE	MODIFICATION DESCRIPTION	CHANGE	DIM	TOL	OPERATION	DRAW	BEN	12.04.18	SCALE	FIT
A0	2012.04.18	NEW DRAWING		Angle	±3°	APPROVE				SHEET	1/1
										UNIT	mm
										SIZE	A4
										PROJ.	◆



PART NO.	FFC-12XX-XXX B
TITLE:	1.25 FFC Npin B-Type