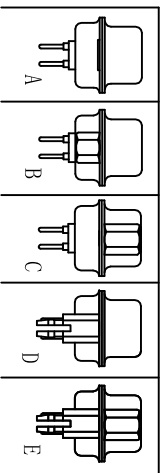
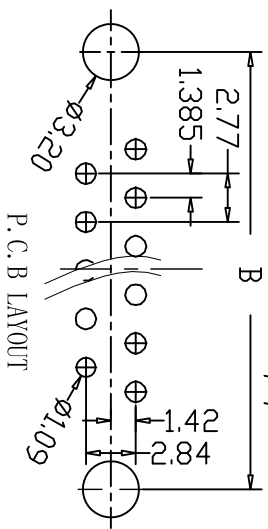
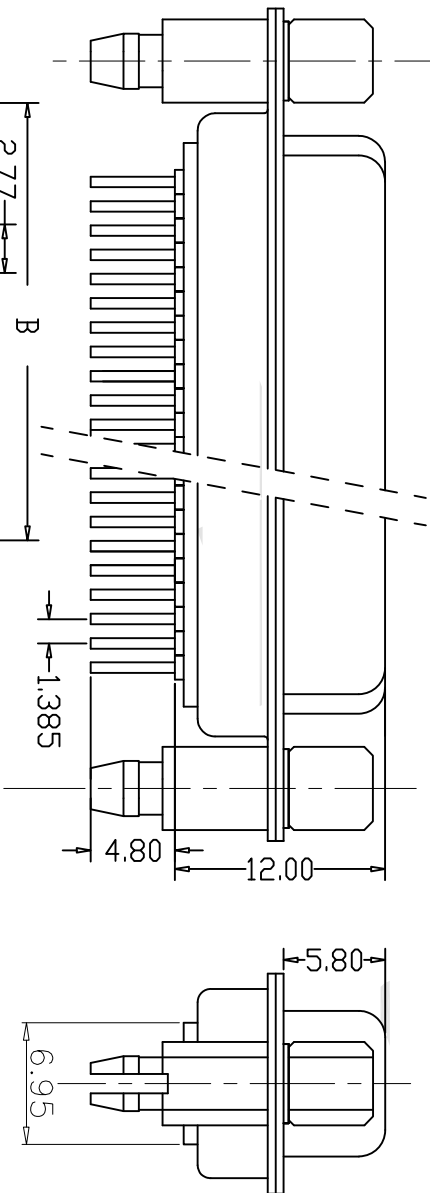
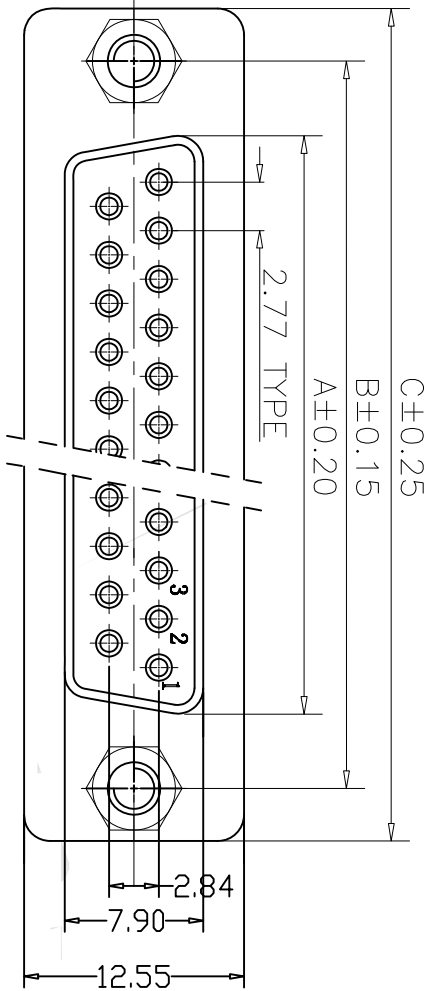


	09pin	15pin	25pin	37pin
A	16.33	24.66	38.38	54.84
B	24.99	33.32	47.04	63.50
C	30.80	39.10	53.00	69.30



**Material:**

Housing: Temperature Thermoplastics, PBT+G. F UL 94V-0  
 Contact: Brass or Bronze  
 Shell: 0.35T Steel Nickel Plating All Area  
**Electrical Characteristics:**  
 Current Rating: 5A  
 Contact Resistance: 20 milliohms Max  
 Withstanding Voltage: 500V AC For 1 Minute  
 Insulation Resis ance: 1000 Megohms Min  
 Operating Temperature: -55° C to +105° C

Ordering Code:  
 DP01 - F - X - A - 0 - B - S  
 ① ② ③ ④ ⑤ ⑥ ⑦

- ① Dual Row Straight DIP
- ② Contact Type: F:Female
- ③ Contact NO.: 09=09pin 15=15pin 25=25pin 37=37pin
- ④ Mounting Option:

- A: No accessories
- B: Rear Rivet
- C: Front Rivet
- D: Groundstand-off on real shell
- E: Front rivet+Groundstand-off on real shell
- ⑤ Accessories:
- 0: Non Accessories
- A: Zinc alloy 4.8mm Nickel
- Al: Zinc alloy 5.8mm Nickel
- B: Iron 4.8mm Nickel
- B1: Iron 5.8mm Nickel
- C: Copper alloy 4.8mm Nickel
- C1: Copper alloy 5.8mm Nickel
- D: Copper screw 4.8mm Nickel
- D1: Copper screw 5.8mm Nickel

- S: Selective Gold
- S1: Selective 3u" Gold
- S2: Selective 5u" Gold
- S3: Selective 10u" Gold
- S4: Selective 15u" Gold
- S5: Selective 30u" Gold
- G0: Gold flash
- G1: 3u" Gold over
- G2: 5u" Gold over
- G3: 10u" Gold over
- G4: 15u" Gold over
- G5: 30u" Gold over

**CELION SAS**

TITLE: D-SUB PCB Female Dual Row Straight  
 Type (Stamped Pin)

DRAWING NO: DP01-FXXXXX  
 PRODUCT NO: DP01-FXXXXX

REV	DESCRIPTION	DATE
1		
2		
3		
4		
5		
6		
7		
8		