

IC SOCKET SMT FEMALE

7210 SERIES - 2.54MM PITCH



Technical Data

- Insulator : Black Glass filled polyester PBT-GF30-FR
- Flammability : UL94V-O
- Sleeve : Brass
- Contact clip(4/6 finger): Beryllium copper (C17200)
- Accepted pin: $\varnothing 0.40$ to 0.56mm
- Forces: (polished steel gauge $\varnothing 0.43$ mm)
- Insertion: 2 N typ
- Withdrawal: 1 N typ
- Mechanical life : min 100 cycles
- Rated current : 1A
- Contact Resistance: max 10m Ω
- Dielectric Resistance: min 1000V RMS

Ordering Information

7210S - 30 (XX) - AAA B C

1
2
3
4
5
6

1. Connector Series

2. (H) Hauteur isolant

- H = 30 (Hauteur isolant : 3.0mm)

3. Number of pins per row

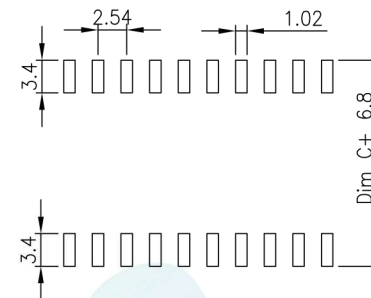
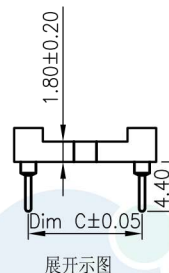
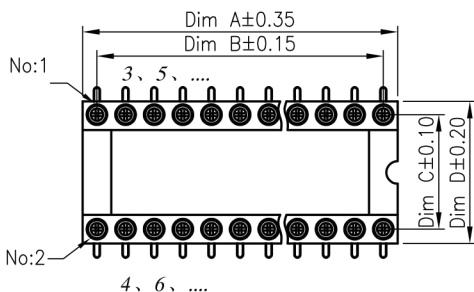

4. Pin Length (740 = 7.40mm)

5. Contact Plating

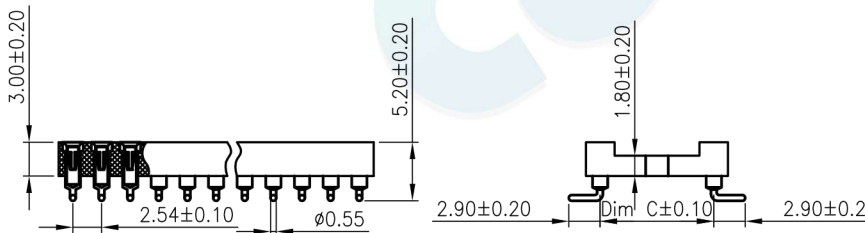
- A = 1U" Gold
- B = 1.5U" Gold
- C = 2U" Gold
- D = 3U" Gold
- E = Gold Flash/Tin
- F = Tin

6. Insulator Type

- A = 7.62PH
- B = 15.24PH



Recommended P.C.B Layout(Top Side)
(PCB BOARD TOLERANCE±0.05)



Contact	Dim A	Dim B	Dim C	Dim D
6	7.62	5.08	7.62	10.16
8	10.16	7.62	7.62	10.16
10	12.70	10.16	7.62	10.16
14	17.78	15.24	7.62	10.16
16	20.32	17.78	7.62	10.16
18	22.86	20.32	7.62	10.16
20	25.40	22.86	7.62	10.16
24	30.48	27.94	7.62	10.16
28	35.56	33.02	7.62	10.16
16	20.32	17.78	10.16	12.70
20	25.40	22.86	10.16	12.70
22	27.94	25.40	10.16	12.70
24	30.48	27.94	10.16	12.70
28	35.56	33.02	10.16	12.70
24	30.48	27.94	15.24	17.78
28	35.56	33.02	15.24	17.78
32	40.64	38.10	15.24	17.78
40	50.80	48.26	15.24	17.78

OPERATION		DRAW	BEN	12.04.18	SCALE	FIT	 votre partenaire en électronique	
X.X	±0.30							
	X.XX	±0.20	CHECK				PART NO.	7210S - 30XX - XXXXX
	X.XXX	±0.10						
	Angle	±3°	APPROVE				TITLE:	2.54 IC SMT L=7.40
REV	DATE	MODIFICATION DESCRIPTION						