

# IC SOCKET DIP FEMALE

7210 SERIES - 2.54MM PITCH



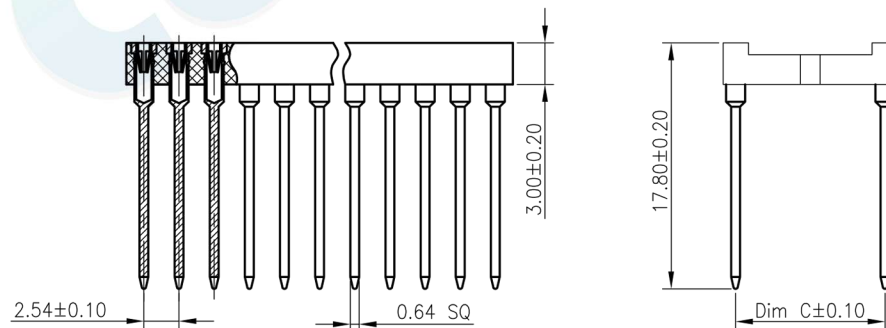
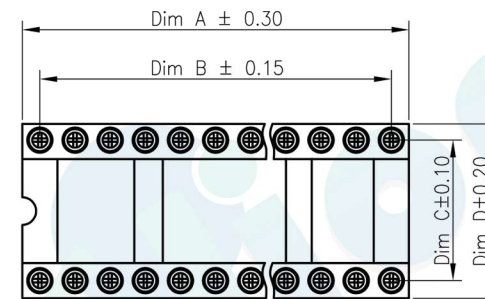
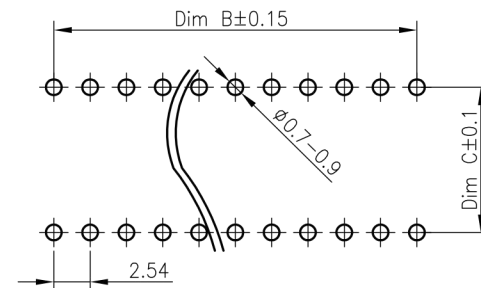
Recommended P.C.B Layout(Top Side)  
(PCB BOARD TOLERANCE±0.05)

## Technical Data

- Insulator : Black Glass filled polyester PBT
- Flammability : UL94V-O
- Sleeve : Brass
- Contact clip(4/6 finger): Beryllium copper (C17200)
- Accepted pin: Ø0.40 to 0.56mm
- Forces: (polished steel gauge Ø0.43mm)
- Insertion 2 N typ
- Withdrawal 1 N typ
- Mechanical life : min 100 cycles
- Rated current : 1A
- Contact Resistance: max 10mΩ
- Dielectric Resistance: min 1000Ω
- Operation temperature: -40°C to +105°C

Insoulstor type:Opem frame


Contact	Dim A	Dim B	Dim C	Dim D
6	7.62	5.08	7.62	10.16
8	10.16	7.62	7.62	10.16
10	12.70	10.16	7.62	10.16
14	17.78	15.24	7.62	10.16
16	20.32	17.78	7.62	10.16
18	22.86	20.32	7.62	10.16
20	25.40	22.86	7.62	10.16
24	30.48	27.94	7.62	10.16
28	35.56	33.02	7.62	10.16
20	25.40	22.86	10.16	12.70
22	27.94	25.40	10.16	12.70
24	30.48	27.94	10.16	12.70
28	35.56	33.02	10.16	12.70
24	30.48	27.94	15.24	17.78
28	35.56	33.02	15.24	17.78
32	40.64	38.10	10.16	12.70
32	40.64	38.10	15.24	17.78
36	45.72	43.18	15.24	17.78
40	50.80	48.26	15.24	17.78
42	53.34	50.80	15.24	17.78
48	60.96	58.42	15.24	17.78
50	63.50	60.96	15.24	17.78
52	66.04	63.50	15.24	17.78
50	63.50	60.96	22.86	25.40
52	66.04	63.50	22.86	25.40
64	81.28	78.74	22.86	25.40



## Ordering Information

**7210D - 30 (XX) - AAA B C 01**

- Connector Series**
- (H) Hauteur isolant**
  - H = 30 (Hauteur isolant : 3.0mm)
- Number of pins per row**
- Pin Length** (178 = 17.8mm)
- Contact Plating**
  - A = Gold Flash
  - B = Gold Flash/Tin
  - C= 10u" Gold Flash/Tin
  - D= 15u" Gold Flash/Tin
  - E= 30u" Gold Flash/Tin
- Insulator Type**
  - A = 7.62PH
  - B = 10.16PH
  - C = 15.24PH



REV		DATE	MODIFICATION DESCRIPTION	CHANGE	DIM	TOL	OPERATION	DRAW	BEN	12.04.18	SCALE	FIT	PART NO.		TITLE:					
A0		2012.04.18	NEW DRAWING				X.X	±0.30	CHECK			UNIT	mm	7210D - 30XX - XXXXX		2.54x3.00 Machine pin IC Socket L=17.8mm				
						X.XX	±0.20										SHEET	1/1		
						X.XXX	±0.10													
							Angle	±3°	APPROVE											
							DIM	TOL												



# IC SOCKET DIP FEMALE

7210 SERIES - 2.54MM PITCH



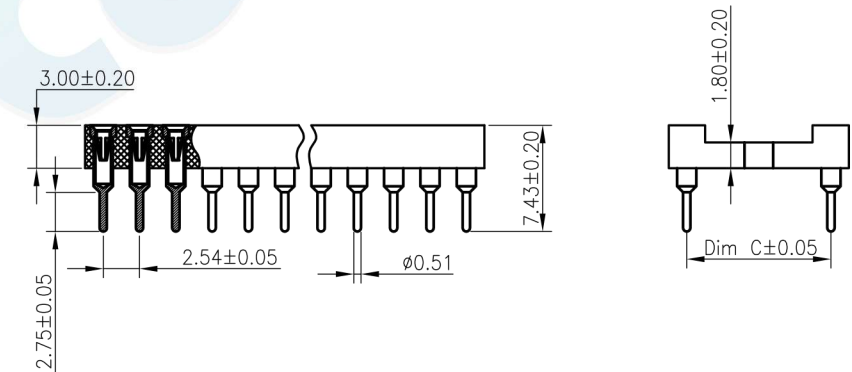
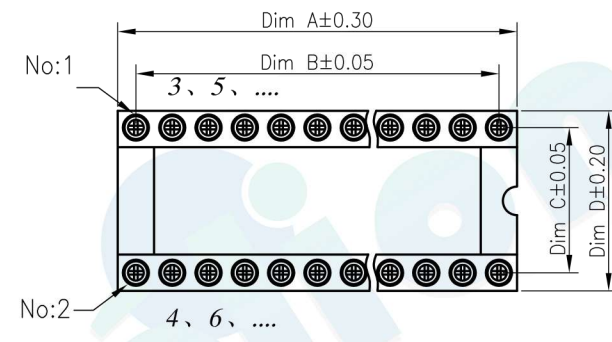
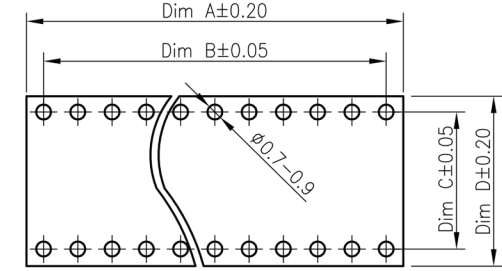
Recommended P.C.B Layout (Top Side)  
(PCB BOARD TOLERANCE ±0.05)

## Technical Data

- Insulator : Black Glass filled polyester PBT-GF30-FR
- Flammability : UL94V-O
- Sleeve : Brass
- Contact clip(4/6 finger): Beryllium copper (C17200)
- Accepted pin: Ø0.40 to 0.56mm
- Forces: (polished steel gauge Ø0.43mm)
- Insertion 2 N typ
- Withdrawal 1 N typ
- Mechanical life : min 100 cycles
- Rated current : 1A
- Contact Resistance: max 10mΩ
- Dielectric Resistance: min 1000Ω
- Operation temperature: -40°C to +105°C

Insoulstor type: Opem frame


Contact	Dim A	Dim B	Dim C	Dim D
6	7.62	5.08	7.62	10.16
8	10.16	7.62	7.62	10.16
10	12.70	10.16	7.62	10.16
14	17.78	15.24	7.62	10.16
16	20.32	17.78	7.62	10.16
18	22.86	20.32	7.62	10.16
20	25.40	22.86	7.62	10.16
24	30.48	27.94	7.62	10.16
28	35.56	33.02	7.62	10.16
20	25.40	22.86	10.16	12.70
22	27.94	25.40	10.16	12.70
24	30.48	27.94	10.16	12.70
28	35.56	33.02	10.16	12.70
24	30.48	27.94	15.24	17.78
28	35.56	33.02	15.24	17.78
32	40.64	38.10	10.16	12.70
32	40.64	38.10	15.24	17.78
36	45.72	43.18	15.24	17.78
40	50.80	48.26	15.24	17.78
42	53.34	50.80	15.24	17.78
48	60.96	58.42	15.24	17.78
50	63.50	60.96	15.24	17.78
52	66.04	63.50	15.24	17.78
50	63.50	60.96	22.86	25.40
52	66.04	63.50	22.86	25.40
64	81.28	78.74	22.86	25.40



## Ordering Information

**7210D - 30 (XX) - AAA B C 02**

- 1. Connector Series**
- 2. (H) Hauteur isolant**
  - H = 30 (Hauteur isolant : 3.0mm)
- 3. Number of pins per row**
- 4. Pin Length** (178 = 17.8mm)
- 5. Contact Plating**
  - A = Gold Flash
  - B = Gold Flash/Tin
  - C = 10u" Gold Flash/Tin
  - D = 15u" Gold Flash/Tin
  - E = 30u" Gold Flash/Tin
- 6. Insulator Type**
  - A = 7.62PH
  - B = 10.16PH
  - C = 15.24PH
  - D = 22.86PH



OPERATION		DRAW	BEN	12.04.18	SCALE	FIT	 votre partenaire en électronique	
X.X	±0.30							
	X.XX	±0.20	CHECK				UNIT	mm
	X.XXX	±0.10						
	Angle	±3°						
	DIM	TOL	APPROVE				SHEET	1/1
REV	DATE	MODIFICATION DESCRIPTION	CHANGE				PROJ.	◆
A0	2012.04.18	NEW DRAWING					PART NO.	7210D - 30XX - XXXXX 02
							TITLE:	2.54x3.00 Machine Pin IC Socket L=7.43mm

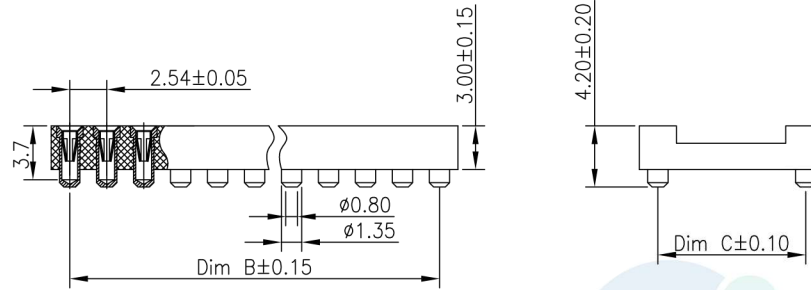
# IC SOCKET DIP FEMALE

7210 SERIES - 2.54MM PITCH



## Technical Data

- Insulator : Black Glass filled polyester PBT
- Flammability : UL94V-O
- Sleeve : Brass
- Contact clip(4/6 finger): Beryllium copper (C17200)
- Accepted pin:  $\varnothing 0.40$  to  $0.56\text{mm}$
- Forces: (polished steel gauge  $\varnothing 0.43\text{mm}$ )
- Insertion 2 N typ
- Withdrawal 1 N typ
- Mechanical life : min 100 cycles
- Rated current : 1A
- Contact Resistance: max  $10\text{m}\Omega$
- Dielectric Resistance: min  $1000\Omega$
- Operation temperature:  $-40^{\circ}\text{C}$  to  $+105^{\circ}\text{C}$



## Ordering Information

7210D - 30 (XX) - AAA B C 03

### 1. Connector Series

### 2. (H) Hauteur isolant

- H = 30 (Hauteur isolant :  $3.0\text{mm}$ )

### 3. Number of pins per row

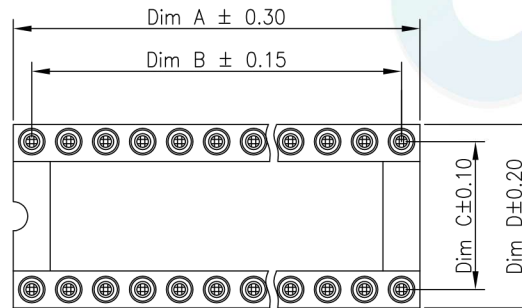

### 4. Pin Length (042 = $4.20\text{mm}$ )

### 5. Contact Plating

- A = Gold Flash
- B = Gold Flash/Tin
- C = 10u" Gold Flash/Tin
- D = 15u" Gold Flash/Tin
- E = 30u" Gold Flash/Tin

### 6. Insulator Type

- A = 7.62PH                      • C = 15.24PH
- B = 10.16PH



Contact	Dim A	Dim B	Dim C	Dim D
4	5.08	2.54	7.62	10.16
6	7.62	5.08	7.62	10.16
8	10.16	7.62	7.62	10.16
10	12.70	10.16	7.62	10.16
14	17.78	15.24	7.62	10.16
16	20.32	17.78	7.62	10.16
18	22.86	20.32	7.62	10.16
20	25.40	22.86	7.62	10.16
24	30.48	27.94	7.62	10.16
28	35.56	33.02	7.62	10.16
16	20.32	17.78	10.16	12.70
20	25.40	22.86	10.16	12.70
22	27.94	25.40	10.16	12.70
24	30.48	27.94	10.16	12.70
28	35.56	33.02	10.16	12.70
24	30.48	27.94	15.24	17.78
28	35.56	33.02	15.24	17.78
32	40.64	38.10	15.24	17.78
36	45.72	43.18	15.24	17.78
40	50.80	48.26	15.24	17.78
42	53.34	50.80	15.24	17.78
48	60.96	58.42	15.24	17.78
50	63.50	60.96	15.24	17.78
52	66.04	63.50	15.24	17.78
50	63.50	60.96	22.86	25.40
52	66.04	63.50	22.86	25.40
64	81.28	78.74	22.86	25.40

				OPERATION		DRAW	BEN	12.04.18	SCALE	FIT	votre partenaire en électronique PART NO. 7210D - 30XX - XXXXX 03	
				X.X	±0.30							
				X.XX	±0.20	APPROVE	SIZE	A4	SHEET	1/1	TITLE:	2.54x3.0 Machine Pin IC Socket/L=4.20mm
				X.XXX	±0.10							
REV	DATE	MODIFICATION DESCRIPTION	CHANGE	ANGLE	±3'							
A0	2012.04.18	NEW DRAWING										