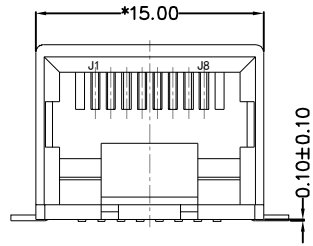
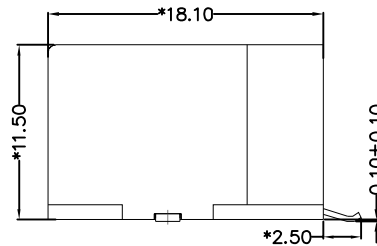


REACH & RoHS
COMPLIANT

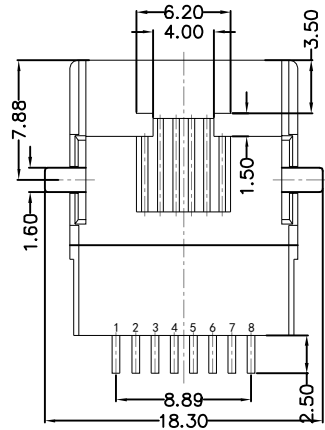
REV.	ECN / DESCRIPTION	BY	DATE
A0	NEW	MQ.QU	2018.01.16



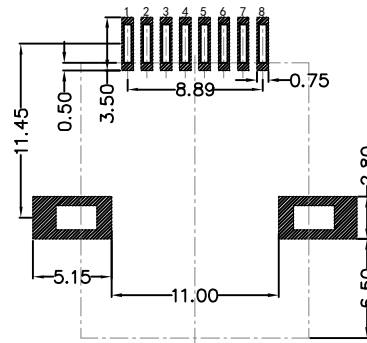
FRONT VIEW



RIGHT SIDE VIEW



BOTTOM VIEW



RECOMMENDED PCB LAYOUT
VIEWED FROM COMPONENT SIDE

MATERIAL:

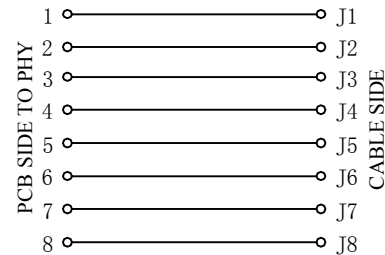
HOUSING: FR52,UL94V-0,BLACK.
TERMINAL: PHOSPHOR BRONZE T=0.30MM,
6U" GOLD PLATING ON CONTACT AREA.

MACHANICAL:

DURABILITY: 750 CYCLES MIN,12.5MM/MINUTE.
INSERTION FORCE: 2.2KG.F MAX.
RETENTION STRENGTH : 7.7KG.F BETWEEN JACK AND PLUG.
OPERATING TEMPERATURE: 0°C~+70°C.
STORAGE TEMPERATURE: -40°C~+85°C.
ALL CRITICAL DIMENSIONS WITH "*"

ELECTRICAL:

VOLTAGE: 125 VOLTS AC.
CURRENT RATING : 1.5AMP.
DIELECTRIC STRENGTH : 1000 VAC RMS 50HZ OR 60HZ,1 MIN.
INSULATION RESISTANCE: 500 MEGA OHMS MIN. INITIAL
AFTER 500V DC FOR 1 MINUTE.
CONTACT RESISTANCE: SINGLE TERMINAL 30 MILLIOHMS MAX.
INITIAL 50 MILLIOHMS MAX. AFTER
DURABILITY TEST.



CELION SAS

TITLE: 56 SMT 无灯全塑	SIZE A4	UNITS MM[INCH]	GENERAL TOLERANCES UNLESS SPECIFIED		APPROVED BY: JP.Gong
PART NO.: 56T1118IWW8SB4008	SACLE 1:1	REV A0	$x \pm 0.35$	$x^\circ \pm 3.0^\circ$	CHECKED BY: TW.Xu
			$.x \pm 0.30$	$.x^\circ \pm 2.0^\circ$	
REMARK:	SHEET 1/1		$.xx \pm 0.25$	$.xx^\circ \pm 1.5^\circ$	DESIGND BY: MQ.Qu
			$.xxx \pm 0.10$	$.xxx^\circ \pm 1.0^\circ$	