

WAFER CONNECTOR DIP

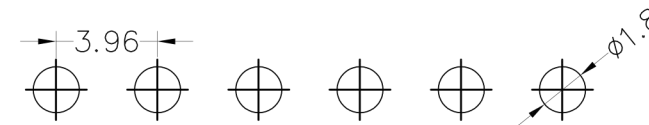
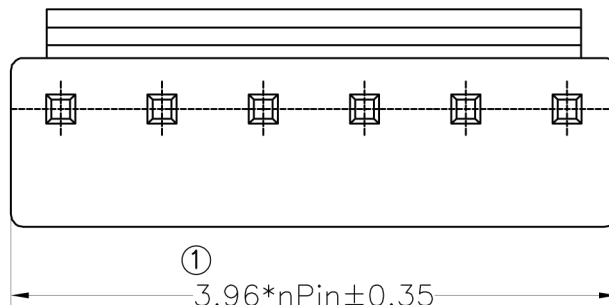
3961 SERIES - 3.96MM



Specifications

- Rated current: 7.0AMP
- Contact resistance: 20mΩ max
- Withstand Voltage: 1500V AC/DC
- Insulation resistance: 1000MΩ min
- Operation temperature: -40°C to +105°C
- Contact material: Brass
- Contact plating: Au Or Sn Over Ni
- Insulator material: Polyester (UL94V-0)
- Standard: PA66


Recommended P.C.B Layout (Top Side)
(PCB BOARD TOLERANCE ±0.05)



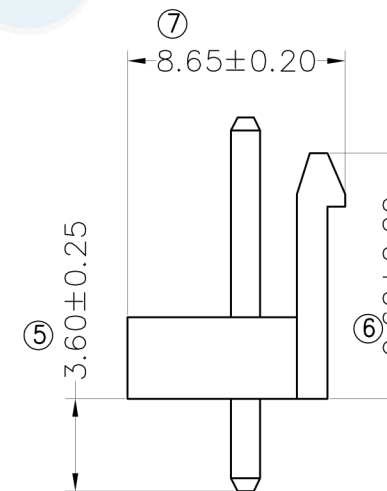
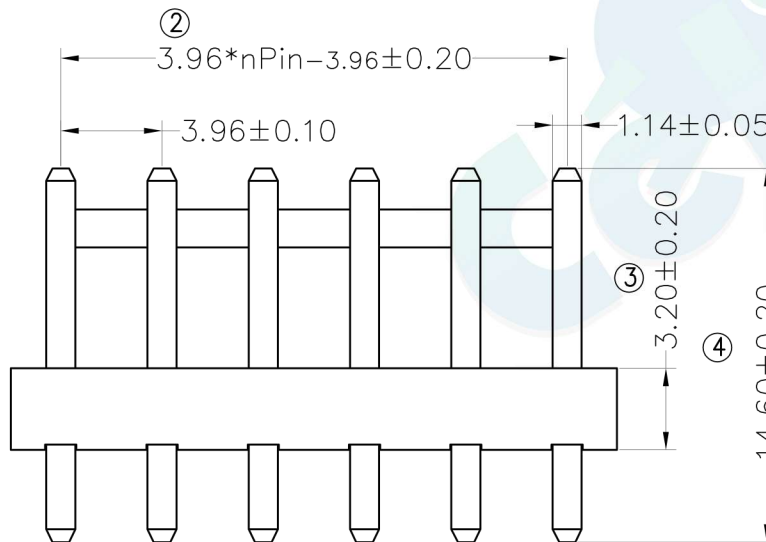
Ordering Information

3961D1 - (XX) W 01

1. Connector Series
2. Number of pins per row (02→16)
3. Color type
 - W = White
 - B = Beige



(1). Packaging
Ø=Pe Bag 1=Tray 2=Tube



				OPERATION		DRAW	BEN	12.04.18	SCALE	FIT	 votre partenaire en électronique		
				X.X	±0.30				UNIT	mm			
				X.XX	±0.20	CHECK		SIZE	A4	PART NO.			3961D1 - XXX 01
				X.XXX	±0.10	APPROVE		SHEET	1/1	TITLE:			3.96 Wafer M-Type Npin 180°
REV	DATE	MODIFICATION DESCRIPTION	CHANGE	DIM	TOL			PROJ.	◆				