

# BOARD TO BOARD CONNECTOR MALE

3720 SERIES - 0.5MM PITCH



## Specifications

- Electrical rating: AC/DC 50V 0.5A
- Insulation resistance: 500MΩ min
- Withstand Voltage: 150V AC/minute
- Operation temperature: -40°C to +105°C

## Material

- Contact material: Phosphore bronze Gold plated
- Housing: PA46
- Max. processing Temp: 230°C for 30-60 seconds  
260°C for 10 seconds

## Ordering Information

**3720M - XXX - 22 X X (1) 01**

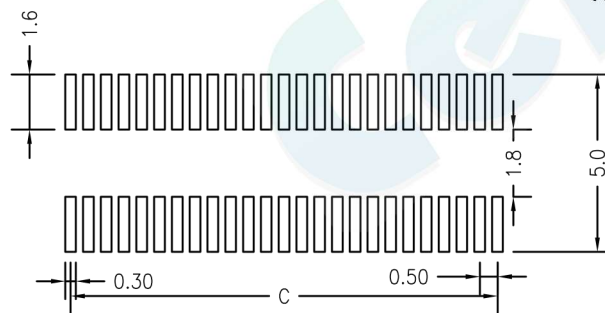
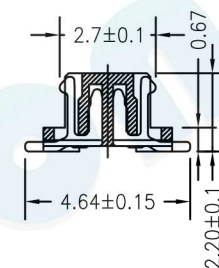
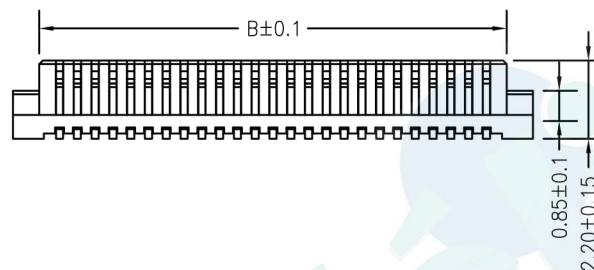
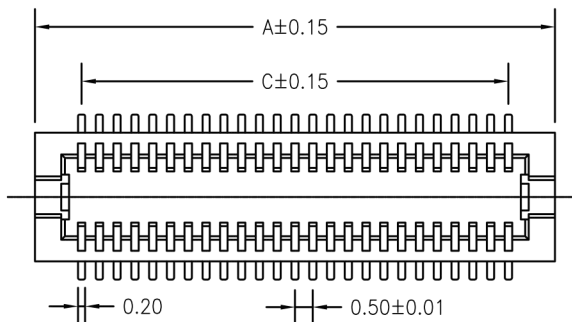
1
2
3
4
5

1. Connector Series
2. Number of pins per row (20→100P)
3. Plastic height
  - 22 = 2.2mm
4. Contact Plating
  - A= Gold Flash
  - B= 5U" Gold
  - C= 10U" Gold
  - D= 15U" Gold
  - E= 30U" Gold
  - F= Gold Flash/Tin
5. Insulator material option
  - A = BK-PA46
  - B = BK-LCP



### (1). Packaging

1=Tray 2=Tube 3=Tape&Reel 4=Membrane&Reel



Recommended P.C.B Layout(Top Side)  
(PCB BOARD TOLERANCE±0.05)

NO.OF Contacts	Dimensions		
	A	B	C
20pin	7.10	5.64	4.50
30pin	9.62	8.14	7.00
36pin	11.12	9.64	8.50
50pin	14.62	13.14	12.00
60pin	17.12	15.64	14.50
80pin	22.12	20.64	19.50

				OPERATION		DRAW	BEN	12.04.18	SCALE	FIT	votre partenaire en électronique PART NO. 3720M-XXX-22XX (1) 01 TITLE: 0.5BTB-NPIN H=2.2		
				X.X	±0.30				UNIT	mm			
				X.XX	±0.20	CHECK	SIZE	A4					
				X.XXX	±0.10	APPROVE	SHEET	1/1					
REV	DATE	MODIFICATION DESCRIPTION	CHANGE	Angle	±3°			PROJ.					
1	2	3	4	DIM	TOL	5	6	7	8	9			

# BOARD TO BOARD CONNECTOR MALE

## 3720 SERIES - 0.5MM PITCH



### Specifications

- Electrical rating: AC/DC 50V 0.5A
- Insulation resistance: 500MΩ min
- Withstand Voltage: 150V AC/minute
- Operation temperature: -40°C to +105°C

### Material

- Contact material: Phosphore bronze Gold plated
- Housing: PA46
- Max. processing Temp: 230°C for 30-60 seconds  
260°C for 10 seconds

### Ordering Information

**3720M - XXX - 22 X X (1) 02**

1
2
3
4
5

#### 1. Connector Series

#### 2. Number of pins per row (20→100P)

#### 3. Plastic height

- 22 = 2.2mm

#### 4. Contact Plating

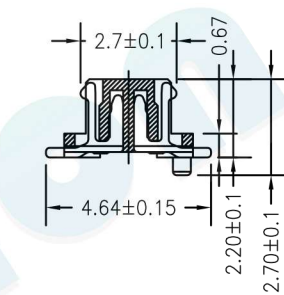
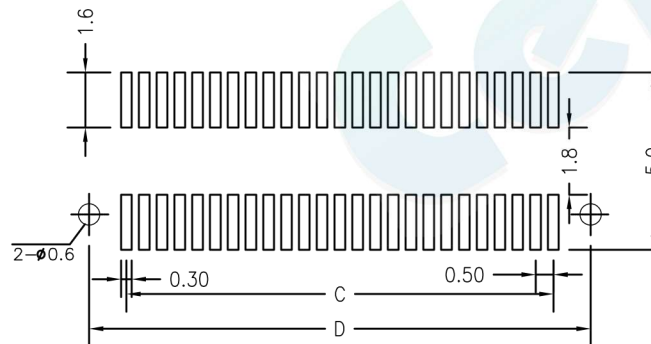
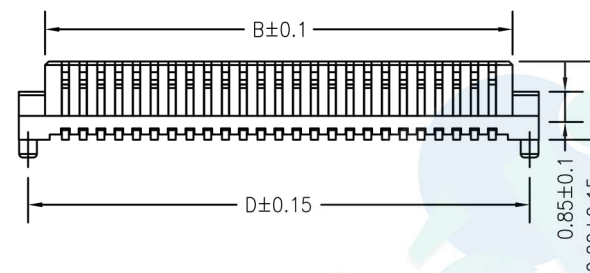
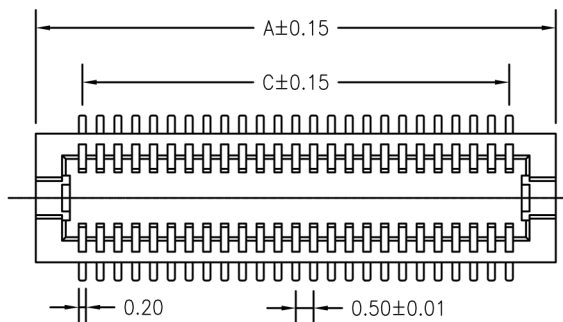

- A= Gold Flash
- B= 5U" Gold
- C= 10U" Gold
- D= 15U" Gold
- E= 30U" Gold
- F= Gold Flash/Tin

#### 5. Insulator material option

- A = BK-PA46
- B = BK-LCP

#### (1). Packaging

1=Tray 2=Tube 3=Tape&Reel 4=Membrane&Reel



Recommended P.C.B Layout(Top Side)  
(PCB BOARD TOLERANCE±0.05)

NO.OF Contacts	Dimensions			
	A	B	C	D
20pin	7.10	5.64	4.50	6.60
30pin	9.62	8.14	7.00	9.10
36pin	11.12	9.64	8.50	10.60
50pin	14.62	13.14	12.00	14.10
60pin	17.12	15.64	14.50	16.60
80pin	22.12	20.64	19.50	21.60

				OPERATION		DRAW	BEN	12.04.18	SCALE	FIT	votre partenaire en électronique	
				X.X	±0.30							
				X.XX	±0.20	APPROVE			SIZE	A4	PART NO.	3720M-XXX-22XX (1) 02
A0				X.XXX	±0.10							
REV	DATE	MODIFICATION DESCRIPTION	CHANGE	DIM	TOL							