

# FEMALE HEADER ROUND PIN DIP DUAL ROW

## 3623 SERIES - 1.778MM PITCH



### Technical Specs

- Pin (outer sleeve): Brass
- Clip (contact finger) : Beryllium copper, heat treated
- Plating (outer sleeve)  
Tin plated: 1.25u"m/50u"nickel, 5um/200u"tin  
Gold plated: 1.25u"m/50u"nickel, full gold
- Plating clip (contact):  
1.25um/50u"nickel, gold or tin plating
- Insulator body (black): PPS polyester UL94V-0

### Electrical

- Current rating: 3Amps/contact max.
- Contact resistance: max 20mΩ
- Insulator resistance: min 500MΩ



Recommended P.C.B Layout (Top Side)

### Ordering Information

**3623D2 - 30 (XX) - AAA B**

1
2
3
4
5

#### 1. Connector Series

#### 2. (H) Hauteur isolant

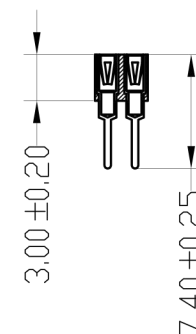
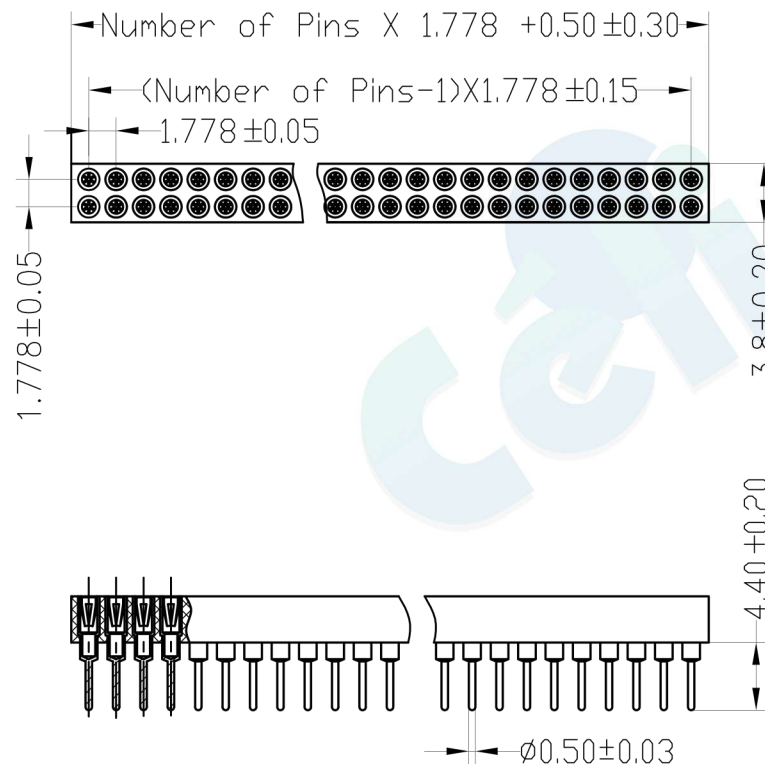

- H = 30 (Hauteur isolant : 3.0mm)

#### 3. Number of pins per row

#### 4. Pin Length (074 = 7.4mm)

#### 5. Contact Plating

- **A** =Tin
- **B** =Gold Flash (\*Standard)
- **C** = 2U" Gold
- **D** = 3U" Gold
- **E** = 5U" Gold
- **F** = 10U" Gold
- **G** =Gold Flash/Tin



				OPERATION		DRAW	BEN	12.04.18	SCALE	FIT	 votre partenaire en électronique		
				X.X	±0.30				UNIT	mm			
				X.XX	±0.20	CHECK		SIZE	A4	PART NO.			3623D2 - 30XX - XXXX
				X.XXX	±0.10	APPROVE		SHEET	1/1	TITLE:			1.778x3.0 Machine Female Header Dual row 180° L=7.4mm
REV	DATE	MODIFICATION DESCRIPTION	CHANGE	DIM	TOL			PROJ.					