

ROUND PIN HEADER DIP SINGLE ROW

3613 SERIES - 1.778MM PITCH



Materials

- Pin: Brass, machined (H59-3)
- Plating: Gold plated: 1.25u"m/50u"nickel, full gold
- Insulator body (black): PPS (UL94V-0)

Mechanical

- Operating temperature: Gold plated: -55°C to +105°C (Continuous)
-67"°H to +105"°H
- Tin Plated: -40°C to 105°C
- Soldering temperature: 260°C, 10s max

Electrical

- Current rating: 2Amps/contact max.
- Contact resistance: 20mΩ/contact
- Insulation resistance: 1000MΩ min
- Operating voltage: 60 AC/DC

Ordering Information

3613D1 - 30 (XX) - AAA B 01*

1. Connector Series

2. (H) Hauteur isolant

- H = 30 (Hauteur isolant : 3.0mm)

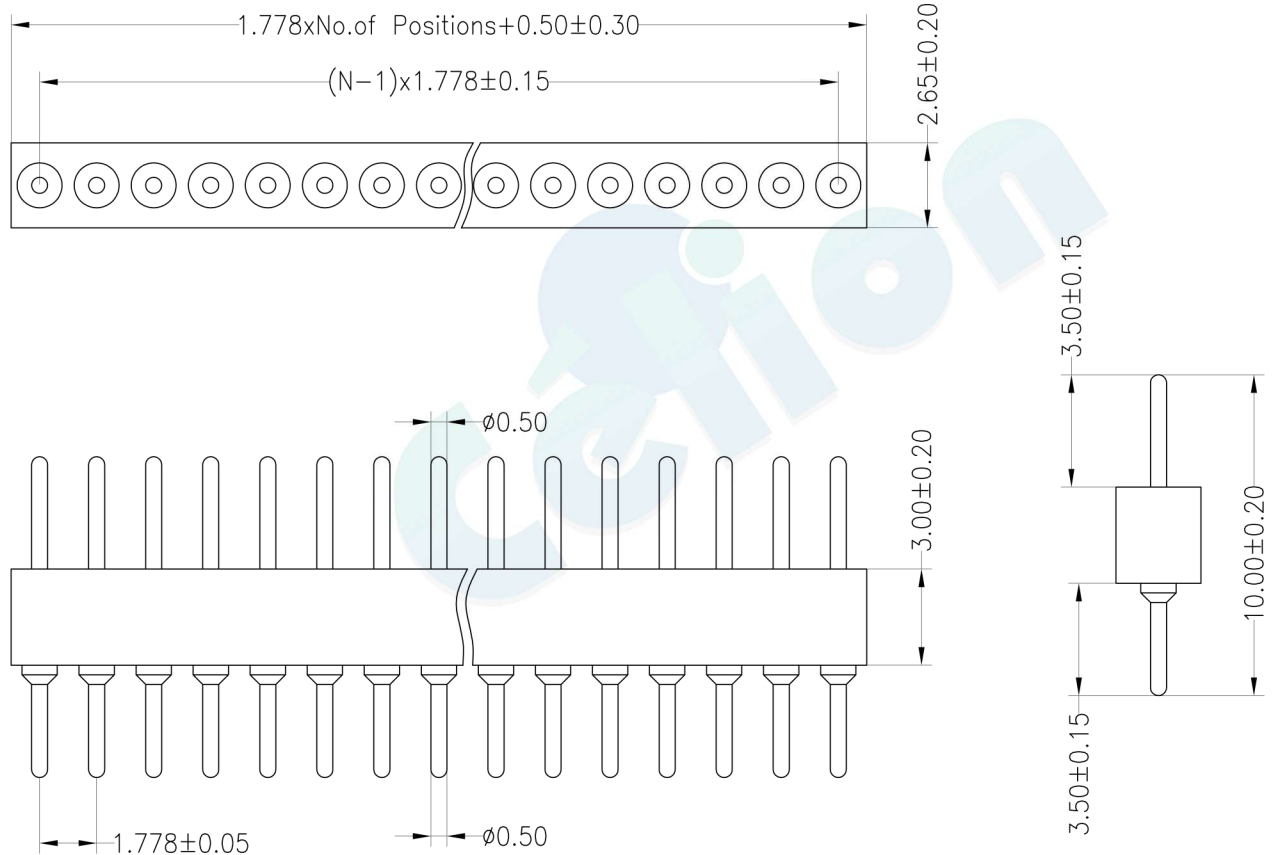

3. Number of pins per row

4. Pin Length (081 = 8.1mm)

5. Contact Plating

- A = Tin
- B = Gold Flash (Standard*)
- C = 2U" Gold
- D = 3U" Gold
- E = 5U" Gold
- F = 10U" Gold
- G = Gold Flash/Tin

(01)* = Type 1



				OPERATION		DRAW	BEN	12.04.18	SCALE	FIT	 votre partenaire en électronique	
				X.X	±0.30				CHECK	UNIT		
				X.XX	±0.20	SIZE	A4					
				X.XXX	±0.10	SHEET	1/1					
A0	2012.04.18	NEW DRAWING		Angle	±3°	APPROVE		PROJ.	◆	PART NO.	3613D1 - 30XX - XXXX 01	
REV	DATE	MODIFICATION DESCRIPTION		DIM	TOL					TITLE:	1.778X3.0 Machine Pin Header L=10.0mm	

ROUND PIN HEADER DIP SINGLE ROW

3613 SERIES - 1.778MM PITCH



Materials

- Pin: Brass, machined (H59-3)
- Plating: Gold plated: 1.25u"m/50u"nickel, full gold
- Insulator body (black): PPS (UL94V-0)

Mechanical

- Operating temperature: Gold plated: -55°C to +105°C (Continuous)
-67"°H to +105"°H
Tin Plated: -40°C to 105°C
- Soldering temperature: 260°C, 10s max

Electrical

- Current rating: 2Amps/contact max.
- Contact resistance: 20mΩ/contact
- Insulation resistance: 1000MΩ min
- Operating voltage: 60 AC/DC

Ordering Information

3613D1 - 30 (XX) - AAA B 02*

1. Connector Series

2. (H) Hauteur isolant

- H = 30 (Hauteur isolant : 3.0mm)

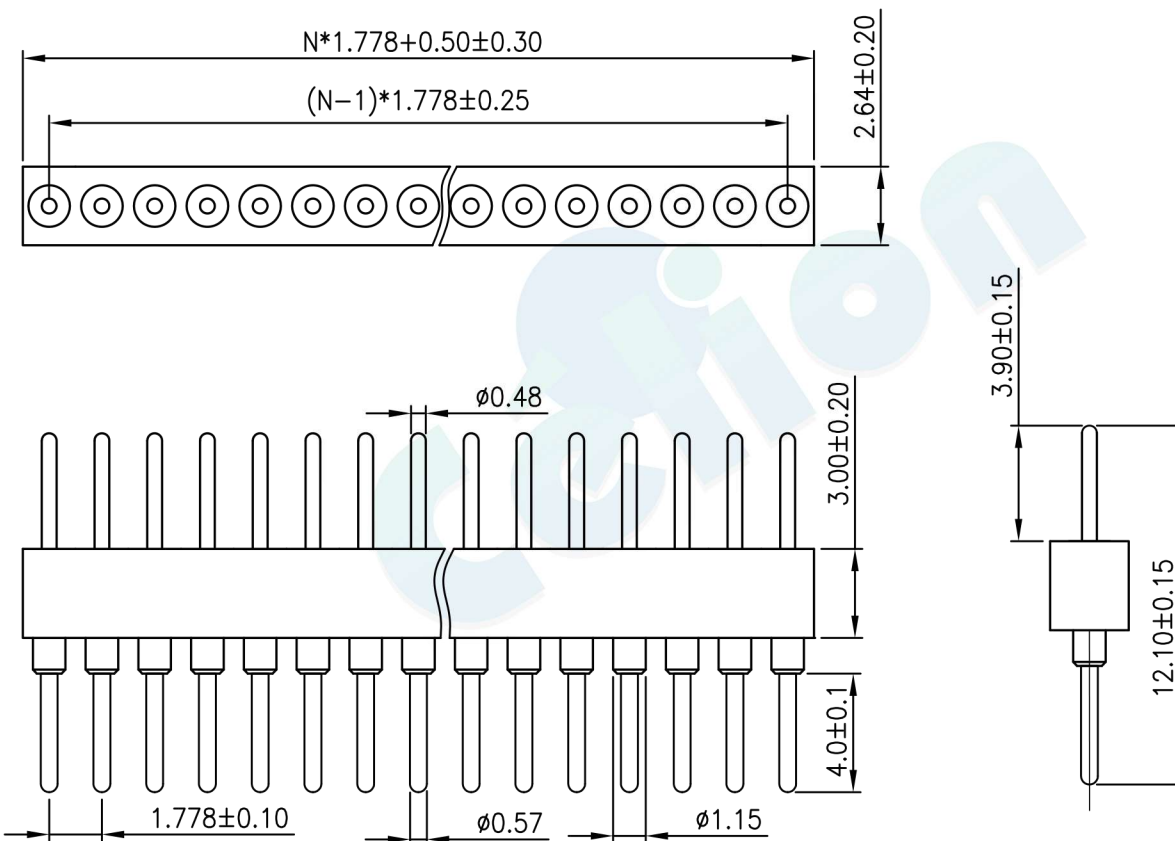

3. Number of pins per row

4. Pin Length (121 = 12.1mm)

5. Contact Plating

- A =Tin
- B =Gold Flash (Standard*)
- C= 2U" Gold
- D= 3U" Gold
- E= 5U" Gold
- F= 10U" Gold
- G=Gold Flash/Tin

(02)* = Type 2



				OPERATION		DRAW	BEN	12.04.18	SCALE	FIT	 votre partenaire en électronique		
				X.X	±0.30				UNIT	mm			
				X.XX	±0.20	CHECK		SIZE	A4	PART NO.			3613D1 - 30XX - XXXX 02
				X.XXX	±0.10	APPROVE		SHEET	1/1	TITLE:			1.778X3.0 Machine Pin Header L=12.1
REV	DATE	MODIFICATION DESCRIPTION	CHANGE	DIM	TOL			PROJ.					