

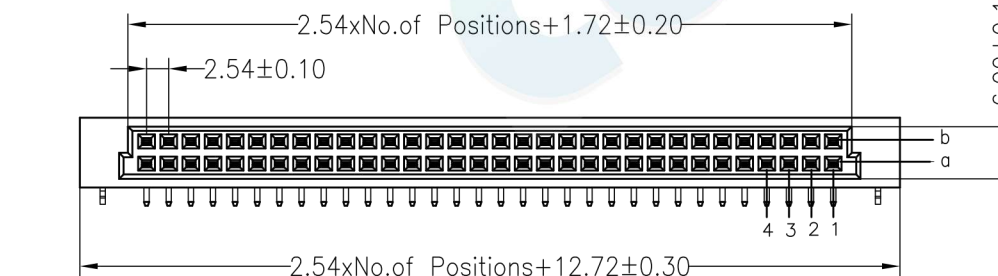
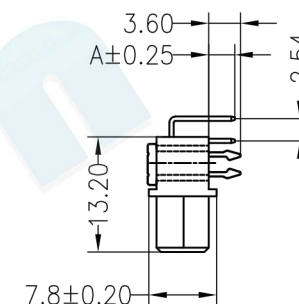
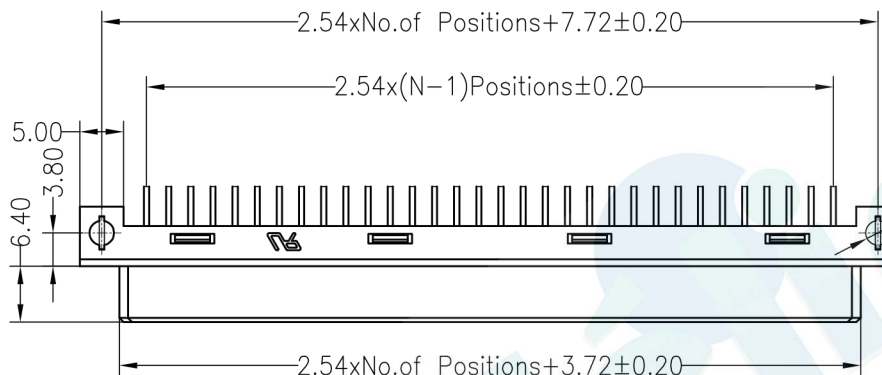
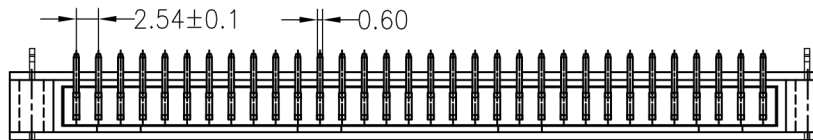
DIN41612 FEMALE RIGHT ANGLE DUAL ROW

3511 SERIES - 2.54MM PITCH



Specifications

- Current rating: 3.0 Amps
- Contact resistance: 30mΩ max
- Withstand voltage: 1000V AC/DC
- Insulation resistance: 1000MΩ min
- Operation temperature: -40°C to +105°C
- Contact material: Brass
- Contact plating: Au Or Sn Over Ni
- Insulator material: Polyester (UL94V-0)
- Standard: PBT
- Max. processing Temp: 180°C for 30-60 seconds
200°C for 10 seconds



Ordering Information

3511DR2 - XX A F X W

1 2 3 4

1. Connector Series


2. Number of pins (16→64P)

3. Contact type

- F= Female

4. Contact Plating

- A=Gold Flash
- B= 2U" Gold
- C=10U" Gold
- D=15U" Gold
- E= 30U" Gold
- F= Gold Flash/Tin
- G= Tin



Dimension antitheses list	
ITEM	A
Standard	2.90
Alternate	

				OPERATION		DRAW	BEN	12.04.18	SCALE	FIT	votre partenaire en électronique	
				X.X	±0.30							
				X.XX	±0.20	CHECK			SIZE	A4	PART NO.	3511DR2-XXAFXW
				X.XXX	±0.10		APPROVE					
REV	DATE	MODIFICATION DESCRIPTION	CHANGE	DIM	TOL	PROJ.				PROJ.		

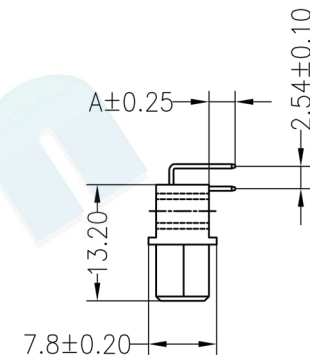
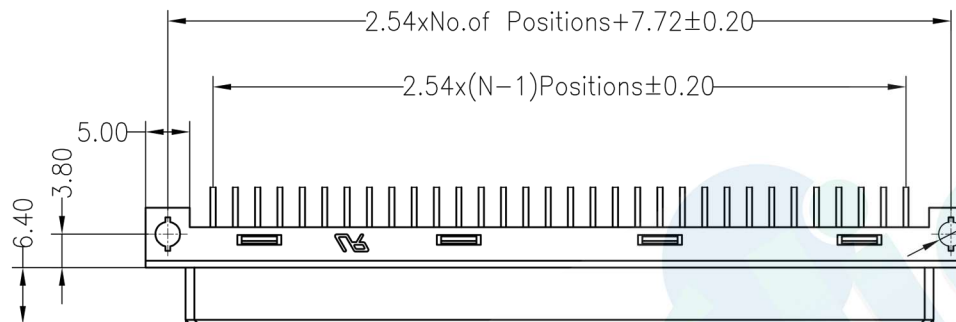
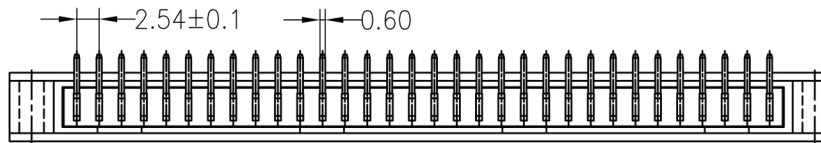
DIN41612 FEMALE RIGHT ANGLE DUAL ROW

3511 SERIES - 2.54MM PITCH



Specifications

- Current rating: 3.0 Amps
- Contact resistance: 20mΩ max
- Withstand voltage: 1000V AC/DC
- Insulation resistance: 1000MΩ min
- Operation temperature: -40°C to +105°C
- Contact material: Brass
- Contact plating: Au Or Sn Over Ni
- Insulator material: Polyester (UL94V-0)
- Standard: PBT
- Max. processing Temp: 180°C for 30-60 seconds
200°C for 10 seconds



Ordering Information

3511DR2 - XX B F X 01

1 2 3 4

1. Connector Series

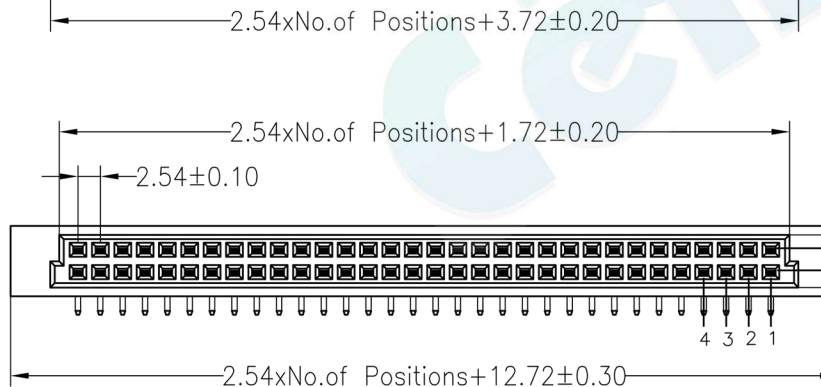

2. Number of pins (16→64P)

3. Contact type

- F= Female

4. Contact Plating

- A= Gold Flash
- B= Gold Flash/Tin
- C= 2U" Gold/Tin
- D= 5U" Gold/Tin
- E= 10U" Gold/Tin
- F= 15U" Gold/Tin
- G=30U" Gold/Tin
- H= Tin



Dimension antitheses list	
ITEM	A
Standard	2.90
Alternate	

				OPERATION		DRAW	BEN	12.04.18	SCALE	FIT	 votre partenaire en électronique	
				X.X	±0.30							
				X.XX	±0.20	APPROVE			SIZE	A4	PART NO.	3511DR2-XXBFX 01
				X.XXX	±0.10							
REV	DATE	MODIFICATION DESCRIPTION	CHANGE	DIM	TOL							

DIN41612 FEMALE RIGHT ANGLE DUAL ROW

3511 SERIES - 2.54MM PITCH



Specifications

- Current rating: 3.0 Amps
- Contact resistance: 30mΩ max
- Withstand voltage: 1000V AC/DC
- Insulation resistance: 1000MΩ min
- Operation temperature: -40°C to +105°C
- Contact material: Brass
- Contact plating: Au Or Sn Over Ni
- Insulator material: Polyester (UL94V-0)
- Standard: PBT
- Max. processing Temp: 180°C for 30-60 seconds
200°C for 10 seconds

Ordering Information

3511DR2 - XX A F X 02

1 2 3 4

1. Connector Series

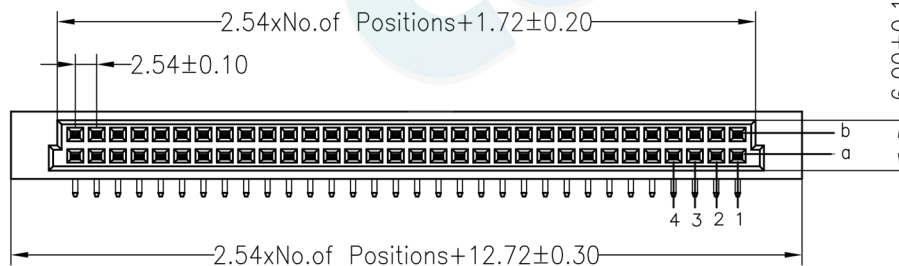
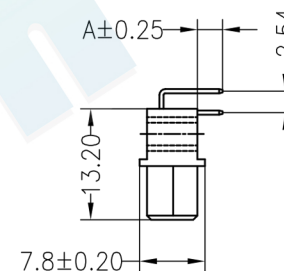
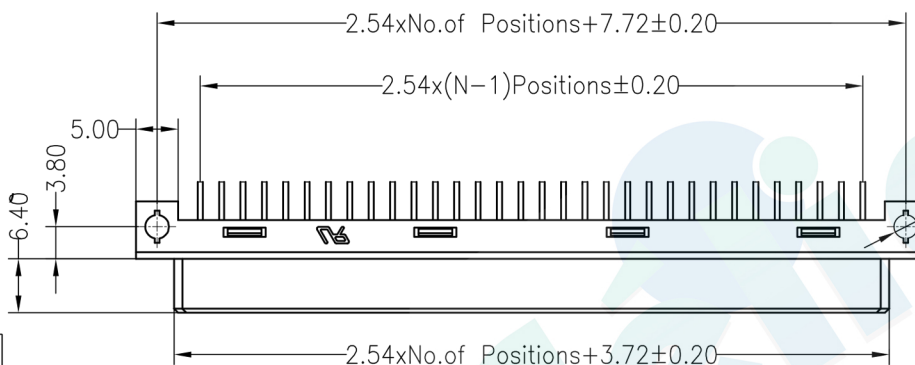
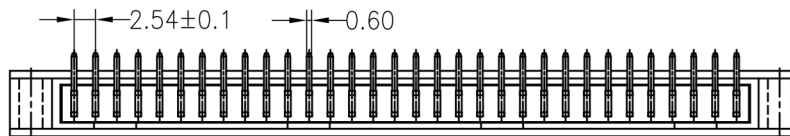

2. Number of pins (16→64P)

3. Contact type

- F= Female

4. Contact Plating

- A= Gold Flash
- B= 1.5U" Gold
- C= 2U" Gold
- D= 3U" Gold
- E= 5U" Gold
- F= Gold Flash/Tin
- G= Tin



Dimension antitheses list	
ITEM	A
Standard	2.90
Alternate	

				OPERATION		DRAW	BEN	12.04.18	SCALE	FIT	 votre partenaire en électronique	
				X.X	±0.30							
				X.XX	±0.20	APPROVE			SIZE	A4	PART NO.	3511DR2-XXAFX 02
				X.XXX	±0.10							
REV	DATE	MODIFICATION DESCRIPTION	CHANGE	DIM	TOL							