

BOX HEADER CONNECTOR SMT

3221 SERIES - 2.00MM PITCH

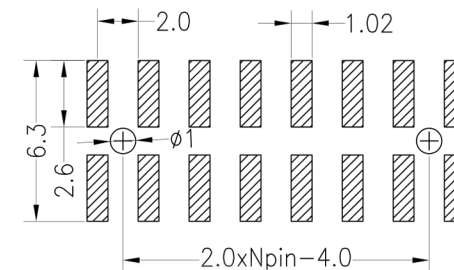


Specifications

- Current rating: 1.5 Amps
- Contact resistance: 20mΩ max
- Withstand voltage: 400V AC/DC
- Insulation resistance: 800MΩ min
- Operation temperature: -40°C to +105°C
- Contact material: Brass
- Contact plating: Au Or Sn Over Ni
- Insulator material: Polyester (UL94V-0)
- Standard: PA6T

- Max. processing Temp: 230°C for 30-60 seconds
260°C for 10 seconds

Recommended P.C.B Layout(Top Side)
(PCB BOARD TOLERANCE±0.05)



Ordering Information

3221S - XX A B 01 (1)
1 2 3 4

1. Connector Series

2. Number of pins (6→64P)

3. Contact Plating

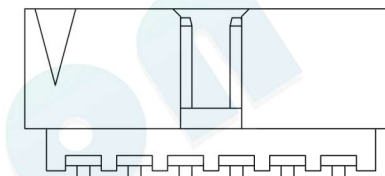
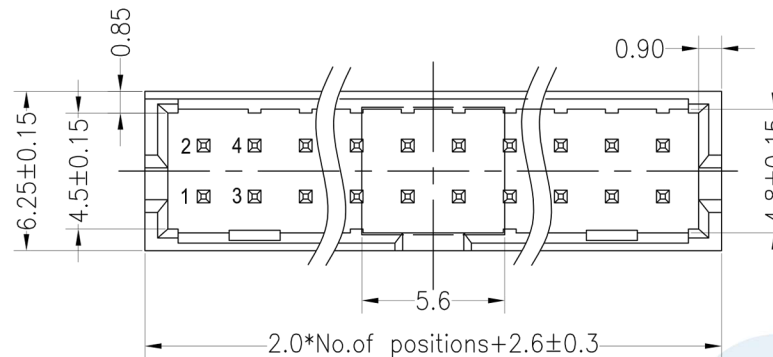

- A=Gold Flash
- B= 5U" Gold
- C=10U" Gold
- D=15U" Gold
- E= 30U" Gold
- F= Gold Flash/Tin
- G= Tin

4. Insulator Material Option

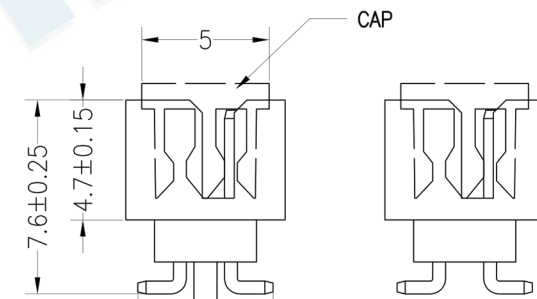
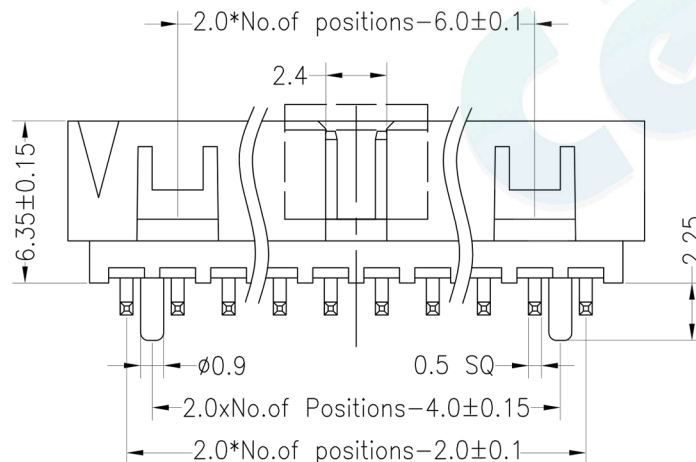
- A =BK-PBT
- B =BK-PA66
- C= BK-PA6T
- D= BK-PA46
- E= BK-LCP

(1). Packaging

Ø=PE Bag 1=Tray 2=Tube 3=Tube+Cap 4=Reel+Cap



TYPE FOR 6~12Pin



				OPERATION		DRAW	BEN	12.04.18	SCALE	FIT	 votre partenaire en électronique	
				X.X	±0.30							
				X.XX	±0.20	APPROVE			SIZE	A4	PART NO.	3221S-XXXX 01 (1)
				X.XXX	±0.10							
REV	DATE	MODIFICATION DESCRIPTION	CHANGE	DIM	TOL							

BOX HEADER CONNECTOR SMT

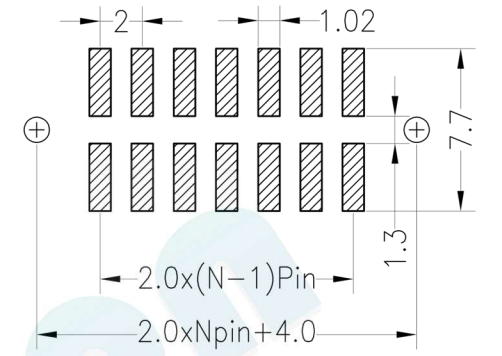
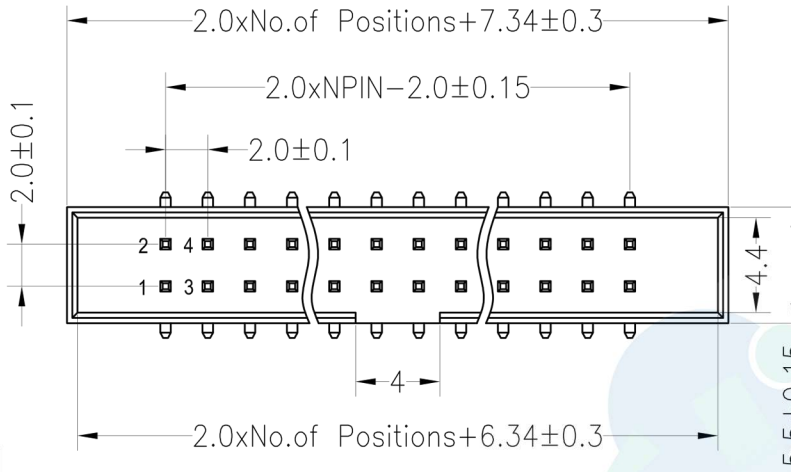
3221 SERIES - 2.00MM PITCH



Specifications

- Current rating: 1.5 Amps
 - Contact resistance: 20mΩ max
 - Withstand voltage: 400V AC/DC
 - Insulation resistance: 800MΩ min
 - Operation temperature: -40°C to +105°C
 - Contact material: Brass
 - Contact plating: Au Or Sn Over Ni
 - Insulator material: Polyester (UL94V-0)
 - Standard: PA6T
- Max. processing Temp: 230°C for 30-60 seconds
260°C for 10 seconds

Recommended P.C.B Layout (Top Side)
(PCB BOARD TOLERANCE ±0.05)



Ordering Information

3221S - XX A B 02 (1)

1. Connector Series

2. Number of pins (6→64P)

3. Contact Plating

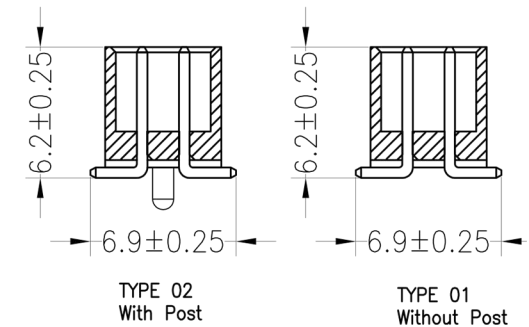
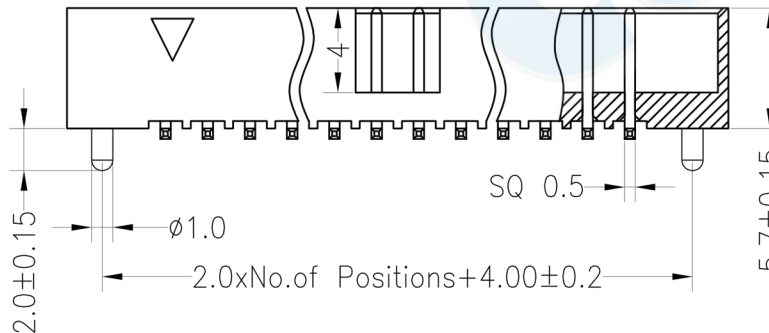

- A=Gold Flash
- B= 3U" Gold
- C=5U" Gold
- D=10U" Gold
- E= 15U" Gold
- F= 30U" Gold
- G=Gold Flash/Tin

4. Insulator Material Option

- A =BK-PBT
- B =BK-PA66
- C= BK-PA6T
- D= BK-PA46
- E= BK-PA9T
- F= BK-LCP

(1). Packaging

Ø=PE Bag 1=Tray 2=Tube 3=Tube+Cap 4=Reel+Cap



OPERATION

X.X	±0.30
X.XX	±0.20
X.XXX	±0.10
Angle	±3°
DIM	TOL

DRAW

BEN

12.04.18

SCALE

FIT

UNIT

mm

SIZE

A4

SHEET

1/1

PROJ.



PART NO.

3221S-XXXX 02 (1)

TITLE:

2.0Box Header Npin H5.7mm SMT

REV	DATE	MODIFICATION DESCRIPTION	CHANGE
A0	2012.04.18	NEW DRAWING	

BOX HEADER CONNECTOR SMT

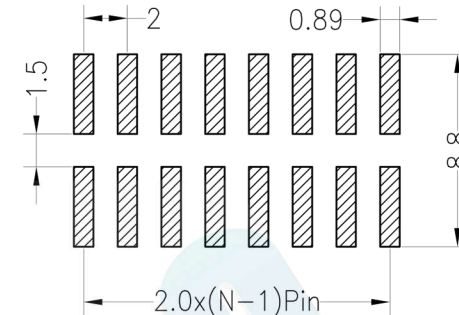
3221 SERIES - 2.00MM PITCH



Specifications

- Current rating: 2.0 Amps
 - Contact resistance: 20mΩ max
 - Withstand voltage: 500V AC/DC
 - Insulation resistance: 1000MΩ min
 - Operation temperature: -40°C to +105°C
 - Contact material: Brass
 - Contact plating: Au Or Sn Over Ni
 - Insulator material: Polyester (UL94V-0)
 - Standard: LCP
- Max. processing Temp: 230°C for 30-60 seconds
260°C for 10 seconds

Recommended P.C.B Layout(Top Side)
(PCB BOARD TOLERANCE±0.05)



Ordering Information

3221S - XX A B 03 (1)

1. Connector Series

2. Number of pins (6→64P)

3. Contact Plating

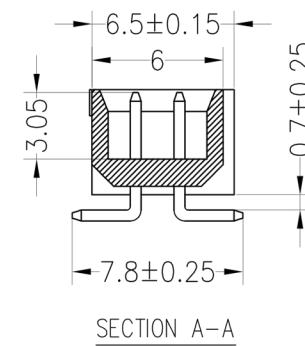
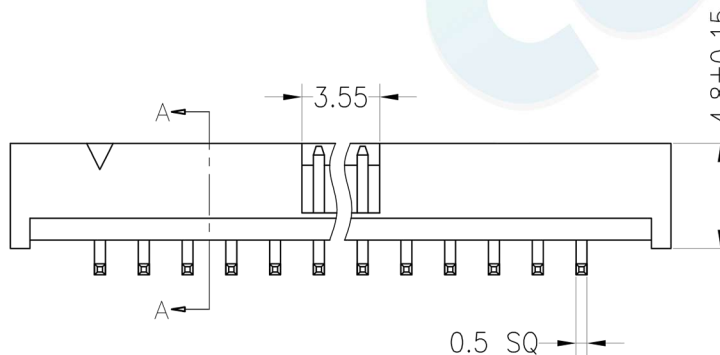
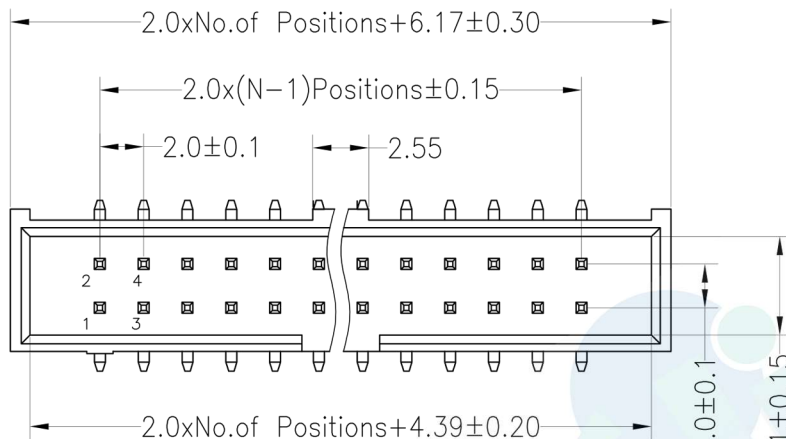

- A=Gold Flash
- B= 3U" Gold
- C=5U" Gold
- D=10U" Gold
- E= 15U" Gold
- F= 30U" Gold
- G=Gold Flash/Tin

4. Insulator Material Option

- A =BK-PBT
- B =BK-PA66
- C= BK-PA6T
- D= BK-PA46
- E= BK-PA9T
- F= BK-LCP

(1). Packaging

Ø=PE Bag 1=Tray 2=Tube 3=Tube+Cap 4=Reel+Cap



				OPERATION		DRAW	BEN	12.04.18	SCALE	FIT	 votre partenaire en électronique		
				X.X	±0.30				UNIT	mm			
				X.XX	±0.20	CHECK		SIZE	A4	PART NO.			3221S-XXXX 03 (1)
				X.XXX	±0.10	APPROVE		SHEET	1/1	TITLE:			2.0Box Header Npin H4.8 SMT
REV	DATE	MODIFICATION DESCRIPTION	CHANGE	DIM	TOL			PROJ.	◆				