

FEMALE HEADER DIP SINGLE ROW U-TYPE

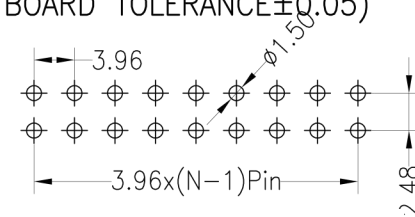
29 SERIES - 3.96MM PITCH



Recommended P.C.B Layout (Top Side)
(PCB BOARD TOLERANCE ±0.05)

Specifications

- Rated Current: 7.5AMP
- Contact Resistance: 20mΩ Max
- Withstand Resistance: 1500V AC/DC
- Insulation Resistance: 1000MΩ Min
- Operation Temperature: -40°C to +105°C
- Contact Material: Brass
- Contact Plating : Sn Over Ni
- Insulator Material : Polyester (UL94V-0)
- Standard : LCP
- Max. Processing Temp : 230° for 30-60 seconds
260° for 10 seconds



Ordering Information

2989D - 1 U (XX) - A B C (1)

1 2 3 4 5 6 7

1. Connector Series

2. (H) Hauteur isolant

- H = 89 (Hauteur isolant : 8.89mm)

3. U-Type

4. Number of pins per row

5. Insulator Material Option

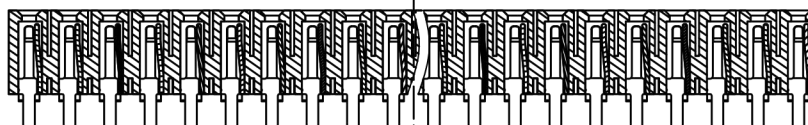
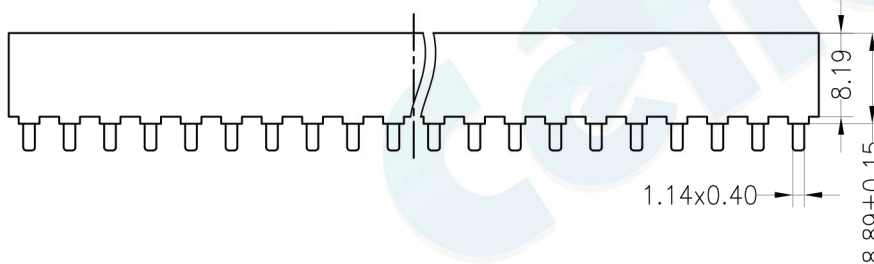
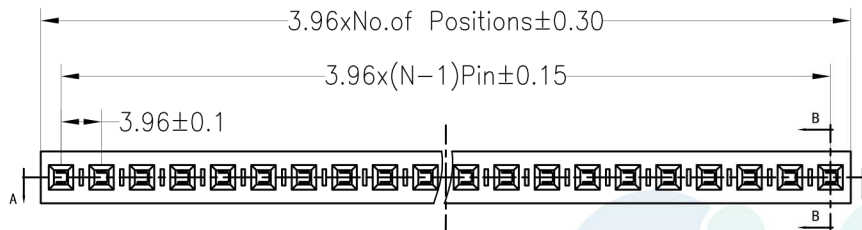

- A = BK-PBT
- B = BK-PA66
- C = BK-PA6T
- D = BK-PA46
- E = BK-LCP

6. Contact Plating

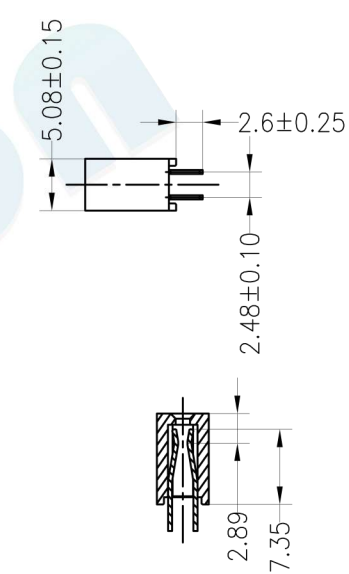
- A = Gold Flash
- B = Gold Flash/Tin
- C = Tin
- D = Matte-Tin

7. Post

- W (With Post)
- Ø (No Post)



SESTIPN: A-A



(1). Packaging

Ø=PE Bag 1=Tray 2=Tube

				OPERATION		DRAW	BEN	12.04.18	SCALE	FIT	votre partenaire en électronique	
				X.X	±0.30							
				X.XX	±0.20	CHECK			SIZE	A4	PART NO.	2989D - 1UXX - XXX
				X.XXX	±0.10							
REV	DATE	MODIFICATION DESCRIPTION	CHANGE	DIM	TOL	PROJ.						