

FEMALE HEADER SMT SINGLE ROW U-TYPE

26 SERIES - 1.00MM PITCH



Specifications

- Rated Current: 0.75AMP
- Contact Resistance: 30mΩ Max
- Withstand Resistance: 500V AC/DC
- Insulation Resistance: 1000MΩ Min
- Operation Temperature: -40°C to +105°C
- Contact Material: Phosphore Bronze
- Contact Plating : Au Or Sn Over Ni
- Insulator Material : Polyester (UL94V-0)
- Standard : PA6T
- Max. Processing Temp : 240° for 30-60 seconds
260° for 10 seconds

Ordering Information

2620S - 1 U (XX) - A B C (1)

1 2 3 4 5 6 7

1. Connector Series

2. (H) Hauteur isolant

- H = 20 (Hauteur isolant : 2.0mm)

3. U-Type

4. Number of pins per row

5. Insulator Material Option

- A = BK-PBT
- B = BK-PA66
- C = BK-PA6T
- D = BK-PA46
- E = BK-LCP

6. Contact Plating


- A = Gold Flash
- B = 5U" Gold
- C = 10U" Gold
- D = 15U" Gold
- E = 30U" Gold
- F = Gold Flash/Tin
- G = Tin

7. Post

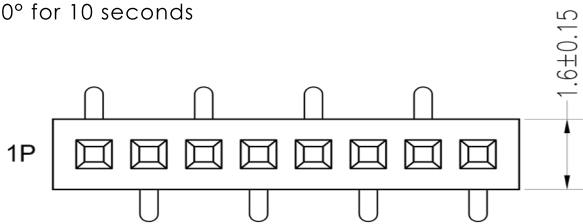
- W (With Post)
- Ø (No Post)

(1). Packaging

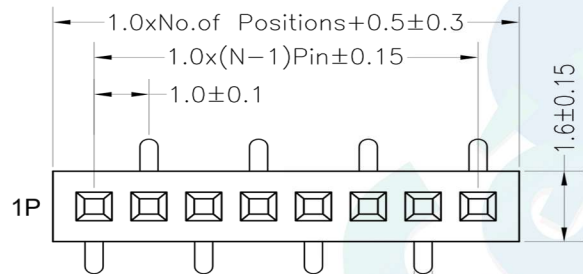
Ø=PE Bag 1=Tray 2=Tube 3=Tube+Cap 4=Reel+Cap 5=Reel+Mylar



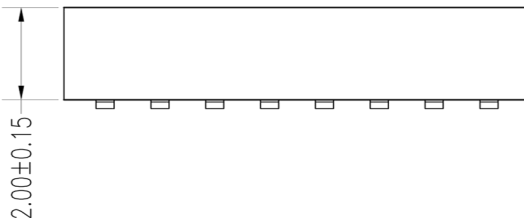
Type 2



Type 1

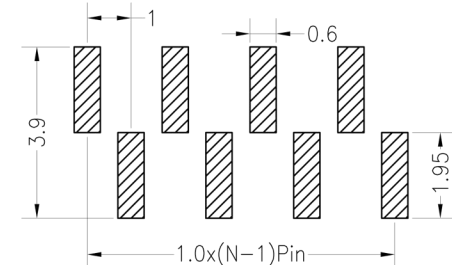


Pin 0.35x0.15

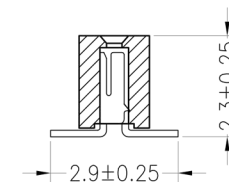
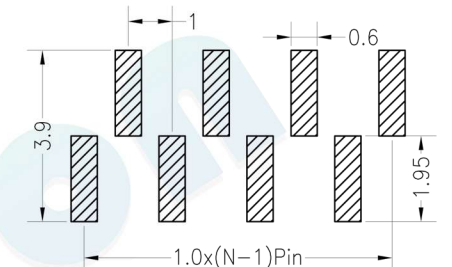


Recommended P.C.B Layout (Top Side)
(PCB BOARD TOLERANCE ±0.05)

TYPE02



TYPE01



| | | | | | | | | | | | | | |
|-----|------|--------------------------|--------|-----------|-------|---------|-------|----------|----------|-------------------------|--------------------------------------|--|--|
| | | | | OPERATION | | DRAW | BEN | 12.04.18 | SCALE | FIT | votre partenaire en électronique | | |
| | | | | X.X | ±0.30 | | | | UNIT | mm | | | |
| | | | | X.XX | ±0.20 | CHECK | SIZE | A4 | PART NO. | 2620S - 1 UXX - XXX | | | |
| | | | | X.XXX | ±0.10 | | SHEET | 1/1 | TITLE: | 1.00PF H2.00mm 1XNP SMT | | | |
| REV | DATE | MODIFICATION DESCRIPTION | CHANGE | DIM | TOL | APPROVE | | PROJ. | | | | | |