

PIN HEADER DIP SINGLE ROW DOUBLE PLASTIC

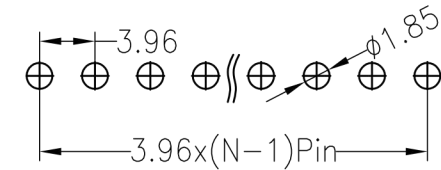
19 SERIES - 3.96MM PITCH



Recommended P.C.B Layout (Top Side)
(PCB BOARD TOLERANCE ±0.05)

Specifications

- Rated Current: 5.0AMP
- Contact Resistance: 20mΩ Max
- Withstand Resistance: 500V AC/DC
- Insulation Resistance: 1000MΩ Min
- Operation Temperature: -40°C to +105°C
- Contact Material: Brass
- Contact Plating : Au Or Sn Over Ni
- Insulator Material : Polyester (UL94V-0)
- Standard : LCP
- Max. Processing Temp : 230° for 30-60 seconds
260° for 5 seconds



Ordering Information

1932D - 21 (XX) - AAA - B C P (1)

1 2
3
4
5
6
7

1. Connector Series

2. (H) Hauteur isolant

- H = 32 (Hauteur isolant : 3.2mm)

3. Number of pins per row

4. Pin Length

5. Insulator Material Option

- A = BK-PBT
- B = BK-PA66
- C = BK-PA6T
- D = BK-PA46
- E = BK-LCP

6. Contact Plating

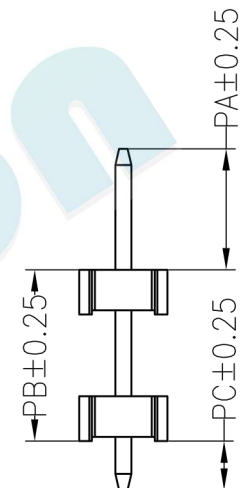
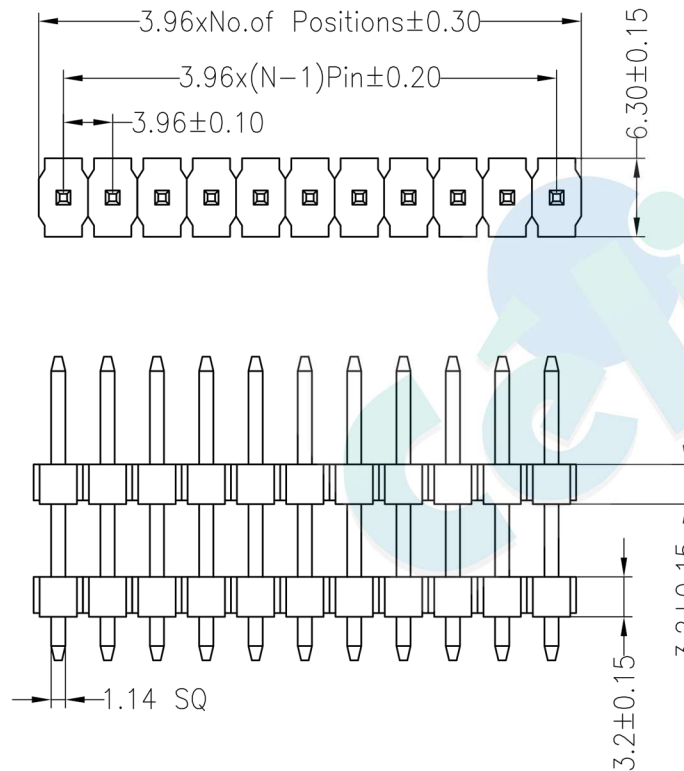

- A = Gold Flash
- B = 5U" Gold
- C = 10U" Gold
- D = 15U" Gold
- E = 30U" Gold
- F = Gold Flash/Tin
- G = Tin

7. Post

- W (With Post)
- Ø (No Post)

(1). Packaging

Ø = PE Bag 1=Tray 2=Tube



Dimension antitheses list				
ITEM	PA	PB	PC	L
Standard	8.00	6.40	3.50	17.9
Alternate				

				OPERATION		DRAW	YiYuSheng	12.03.28	SCALE	FIT	votre partenaire en électronique	
				X.X	±0.30							
				X.XX	±0.20	CHECK			SIZE	A4	PART NO.	1932D - 21XX - XXX - XXX
				X.XXX	±0.10							
REV	DATE	MODIFICATION DESCRIPTION	CHANGE	Angle	±3°	DIM	TOL	PROJ.				
A0	2012.03.28	NEW DRAWING										
1	2	3	4	5	6	7	8	9				