

# PIN HEADER SMT SINGLE ROW

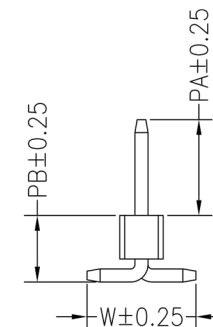
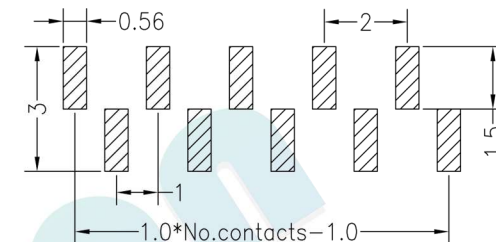
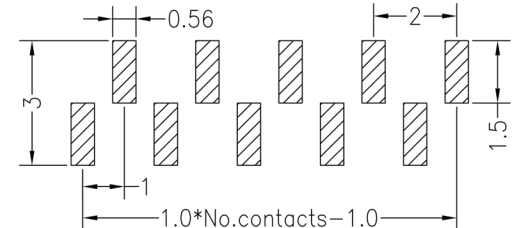
## 16 SERIES - 1.00MM PITCH



### Specifications

- Rated Current: 0.75AMP
- Contact Resistance: 30mΩ Max
- Withstand Resistance: 500V AC/DC
- Insulation Resistance: 1000MΩ Min
- Operation Temperature: -40°C to +105°C
- Contact Material: Brass
- Contact Plating : Au Over Ni
- Insulator Material : Polyester (UL94V-0)
- Standard : PA6T
- Max. Processing Temp : 230° for 30-60 seconds  
260° for 10 seconds

Recommended P.C.B Layout(Top Side)  
(PCB BOARD TOLERANCE±0.05)



### Ordering Information

**1610S - 11 (XX) - AAA - B C P (1)**

#### 1. Connector Series

#### 2. (H) Hauteur isolant

- H = 10 (Hauteur isolant : 1.0mm)

#### 3. Number of pins per row

#### 4. Pin Length

#### 5. Insulator Material Option

- A = BK-PBT
- B = BK-PA66
- C = BK-PA6T
- D = BK-PA46
- E = BK-PA9T
- F = BK-LCP

#### 6. Contact Plating

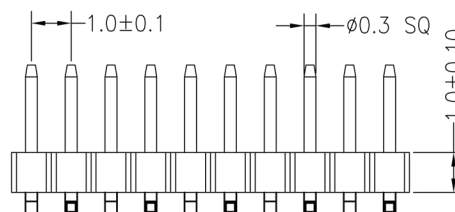
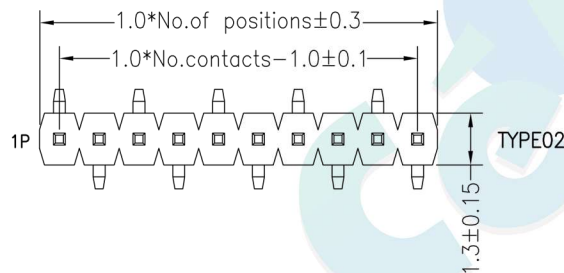
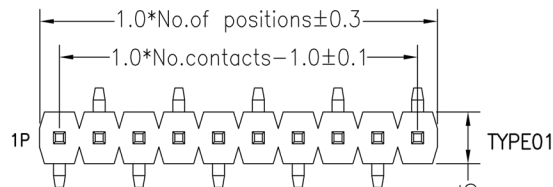

- A = 1U" Gold
- B = 1.5U" Gold
- C = 2U" Gold
- D = 3U" Gold
- E = 5U" Gold
- F = Gold Flash/Tin
- G = Tin

#### 7. Post

- W (With Post)
- Ø (No Post)

#### (1). Packaging

Ø=PE Bag 1=Tray 2=Tube 3=Tape&Reel 4=Reel+Mylar



Dimension antitheses list			
ITEM	PA	PB	W
Standard	2.00	1.50	3.60
Alternate			

				OPERATION		DRAW	BEN	12.04.11	SCALE	FIT	 votre partenaire en électronique	
				X.X	±0.30							
				X.XX	±0.20	CHECK			UNIT	mm	PART NO.	1610S - 11XX - XXX - XXX
				X.XXX	±0.10				SIZE	A4		
A0	2012.04.11	NEW DRAWING		Angle	±3°	APPROVE			SHEET	1/1	TITLE:	1.0PH H1.0mm 1*NPIN SMT
REV	DATE	MODIFICATION DESCRIPTION		DIM	TOL				PROJ.			

# PIN HEADER SMT SINGLE ROW

## 16 SERIES - 1.00MM PITCH



### Specifications

- Rated Current: 0.75AMP
- Contact Resistance: 30mΩ Max
- Withstand Resistance: 500V AC/DC
- Insulation Resistance: 1000MΩ Min
- Operation Temperature: -40°C to +105°C
- Contact Material: Brass
- Contact Plating : Au Over Ni
- Insulator Material : Polyester (UL94V-0)
- Standard : PA6T
- Max. Processing Temp : 230° for 30-60 seconds  
260° for 10 seconds

### Ordering Information

**1615S - 11 (XX) - AAA - B C P (1)**

#### 1. Connector Series

#### 2. (H) Hauteur isolant

- H = 15 (Hauteur isolant : 1.5mm)

#### 3. Number of pins per row

#### 4. Pin Length

#### 5. Insulator Material Option

- A = BK-PBT
- B = BK-PA66
- C = BK-PA6T
- D = BK-PA46
- E = BK-LCP

#### 6. Contact Plating

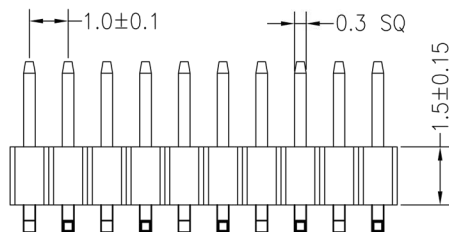
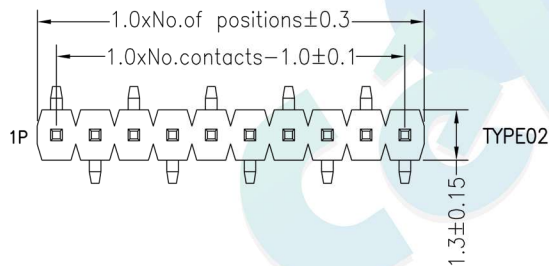
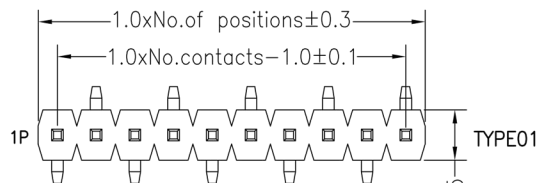

- A = Gold Flash
- B = 3U" Gold
- C = 5U" Gold
- D = 10U" Gold
- E = 15U" Gold
- F = 30U" Gold
- G = Gold Flash/Tin
- H = Tin

#### 7. Post

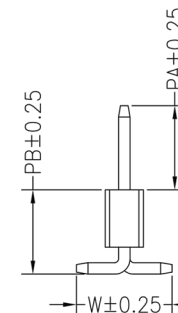
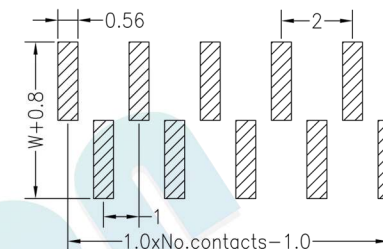
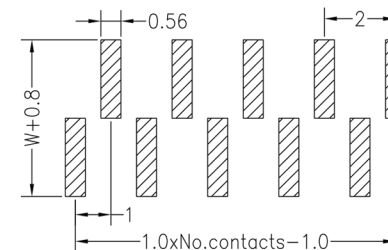
- W (With Post)
- Ø (No Post)

#### (1). Packaging

Ø=PE Bag 1=Tray 2=Tube 3=Tape&Reel 4=Reel+Mylar



Recommended P.C.B Layout(Top Side)  
(PCB BOARD TOLERANCE±0.05)



Dimension antitheses list

ITEM	PA	PB	W	L
Standard	1.80	2.00	3.60	5.30
Alternate				

OPERATION

X.X	±0.30
X.XX	±0.20
X.XXX	±0.10
Angle	±3°
DIM	TOL

DRAW

CHECK

APPROVE

BEN

12.04.11

SCALE

UNIT

SIZE

SHEET

PROJ.

FIT

mm

A4

1/1

◆



PART NO.	1615S - 11XX - XXX - XXX
TITLE:	1.0PH H1.5mm 1xNPin SMT

A0 2012.04.11 NEW DRAWING

REV DATE MODIFICATION DESCRIPTION CHANGE

DIM TOL

PROJ. ◆