

PIN HEADER DIP RIGHT ANGLE SINGLE ROW

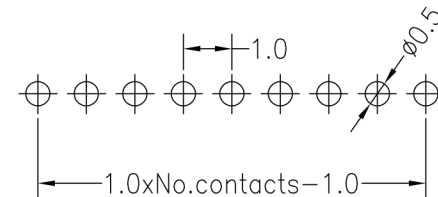
16 SERIES - 1.00MM PITCH



Recommended P.C.B Layout (Top Side)
(PCB BOARD TOLERANCE ±0.05)

Specifications

- Rated Current: 0.75AMP
- Contact Resistance: 30mΩ Max
- Withstand Resistance: 500V AC/DC
- Insulation Resistance: 1000MΩ Min
- Operation Temperature: -40°C to +105°C
- Contact Material: Brass
- Contact Plating : Au Or Sn Over Ni
- Insulator Material : Polyester (UL94V-0)
- Standard : PA6T
- Max. Processing Temp : 240° for 30-60 seconds
260° for 10 seconds



Ordering Information

16(H)DR - 11 (XX) - AAA - B C P (1)

1. Connector Series

2. (H) Hauteur isolant

- H = 10 (Hauteur isolant : 1.0mm)
- H = 15 (Hauteur isolant : 1.5mm)

3. Number of pins per row

4. Pin Length

5. Insulator Material Option

- A = BK-PBT
- B = BK-PA66
- C = BK-PA6T
- D = BK-PA46
- E = BK-LCP

6. Contact Plating

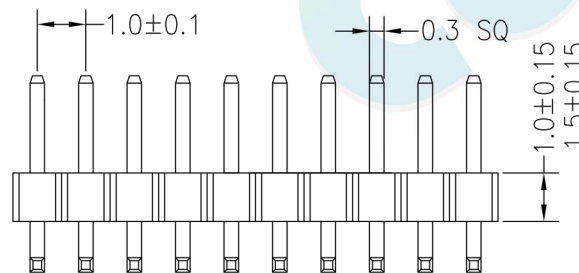
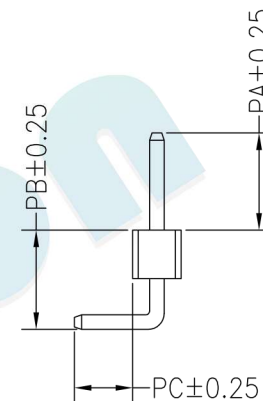
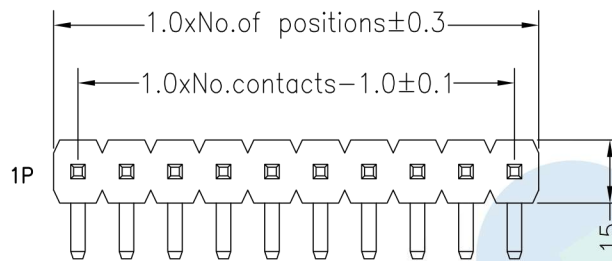

- A = Gold Flash
- B = 3U" Gold
- C = 5U" Gold
- D = 10U" Gold
- E = 15U" Gold
- F = 30U" Gold
- G = Gold Flash/Tin
- H = Tin

7. Post

- W (With Post)
- Ø (No Post)

(1). Packaging

Ø=PE Bag 1=Tray 2=Tube 3=Tape&Reel 4=Reel+Mylar



Dimension antitheses list 1610				
ITEM	PA	PB	PC	L
Standard	1.80	1.50	2.00	5.60
Alternate				

Dimension antitheses list 1615				
ITEM	PA	PB	PC	L
Standard	1.80	2.00	2.00	6.10
Alternate				

REV		DATE	MODIFICATION DESCRIPTION	CHANGE	OPERATION		DRAW	BEN	12.04.11	SCALE	FIT
1	2	3	4	DIM	TOL						
A0	2012.04.11	NEW DRAWING			X.X	±0.30	CHECK			UNIT	mm
					X.XX	±0.20					
					X.XXX	±0.10					
					Angle	±3°	APPROVE			SIZE	A4
							PROJ.			SHEET	1/1
										PART NO.	16XXDR - 11XX - XXX - XXX
										TITLE:	1.0mm Pin Header 90°



PART NO.	16XXDR - 11XX - XXX - XXX
TITLE:	1.0mm Pin Header 90°