

PIN HEADER DIP DUAL ROW

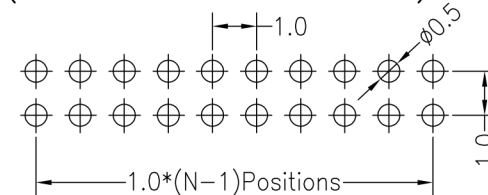
16 SERIES - 1.00MM PITCH



Specifications

- Rated Current: 0.75AMP
- Contact Resistance: 30mΩ Max
- Withstand Resistance: 500V AC/DC
- Insulation Resistance: 1000MΩ Min
- Operation Temperature: -40°C to +105°C
- Contact Material: Brass
- Contact Plating : Au Over Ni
- Insulator Material : Polyester (UL94V-0)
- Standard : PA6T
- Max. Processing Temp : 230° for 30-60 seconds
260° for 10 seconds

Recommended P.C.B Layout(Top Side)
(PCB BOARD TOLERANCE±0.05)



Ordering Information

1610D - 12 (XX) - AAA - B C P (1)

1. Connector Series

2. (H) Hauteur isolant

- H = 10 (Hauteur isolant : 1.0mm)

3. Number of pins per row

4. Pin Length

5. Insulator Material Option

- A = BK-PBT
- B = BK-PA66
- C = BK-PA6T
- D = BK-PA46
- E = BK-PA9T
- F = BK-LCP

6. Contact Plating

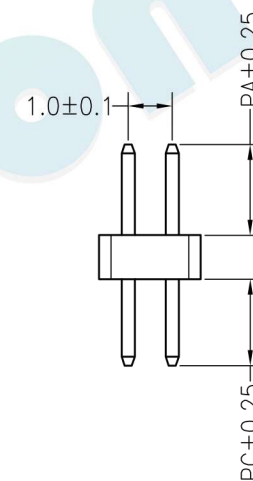
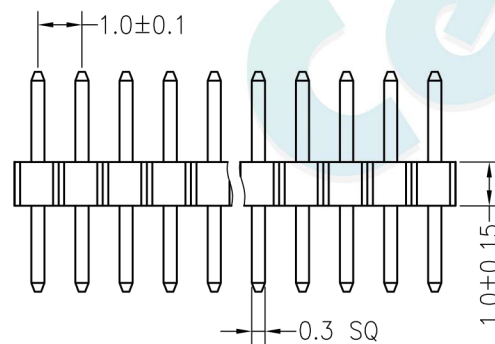
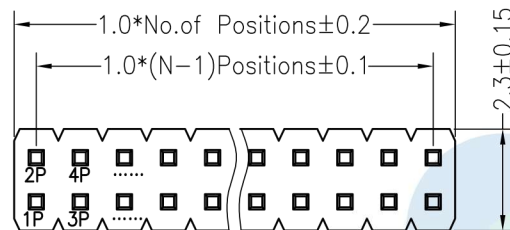

- A = 1U" Gold
- B = 1.5U" Gold
- C = 2U" Gold
- D = 3U" Gold
- E = 5U" Gold
- F = Gold Flash/Tin
- G = Tin

7. Post

- W (With Post)
- Ø (No Post)

(1). Packaging

Ø=PE Bag 1=Tray 2=Tube 3=Tube+Cap 4=Reel+Cap 5=Reel+Mylar



Dimension antitheses list			
ITEM	PA	PC	L
Standard	2.00	2.00	5.00
Alternate			

OPERATION

X.X	±0.30
X.XX	±0.20
X.XXX	±0.10
Angle	±3°
DIM	TOL

DRAW

BEN

12.04.11

SCALE

FIT

UNIT

mm

SIZE

A4

SHEET

1/1

PROJ.



PART NO.

1610D - 12XX - XXX - XXX

TITLE:

1.0mm PH Dual Row H1.0mm 180°

REV	DATE	MODIFICATION DESCRIPTION	CHANGE
A0	2012.04.11	NEW DRAWING	

OPERATION	DRAW	BEN	12.04.11	SCALE	FIT	PART NO.	TITLE:
X.X						1610D - 12XX - XXX - XXX	1.0mm PH Dual Row H1.0mm 180°
X.XX							
X.XXX							
Angle							
DIM							

PIN HEADER DIP DUAL ROW

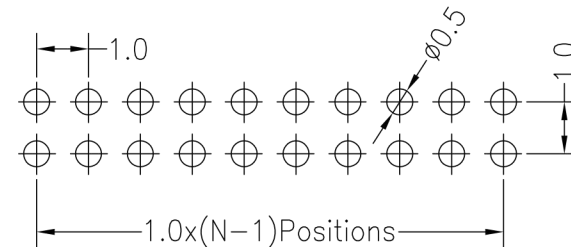
16 SERIES - 1.00MM PITCH



Specifications

- Rated Current: 0.75AMP
- Contact Resistance: 30mΩ Max
- Withstand Resistance: 500V AC/DC
- Insulation Resistance: 1000MΩ Min
- Operation Temperature: -40°C to +105°C
- Contact Material: Brass
- Contact Plating : Au Over Ni
- Insulator Material : Polyester (UL94V-0)
- Standard : PA6T
- Max. Processing Temp : 230° for 30-60 seconds
260° for 10 seconds

Recommended P.C.B Layout(Top Side)
(PCB BOARD TOLERANCE±0.05)



Ordering Information

1615D - 12 (XX) - AAA - B C P (1)

1 2 3 4 5 6 7

1. Connector Series

2. (H) Hauteur isolant

- H = 15 (Hauteur isolant : 1.5mm)

3. Number of pins per row

4. Pin Length

5. Insulator Material Option

- A = BK-PBT
- B = BK-PA66
- C = BK-PA6T
- D = BK-PA46
- E = BK-LCP

6. Contact Plating

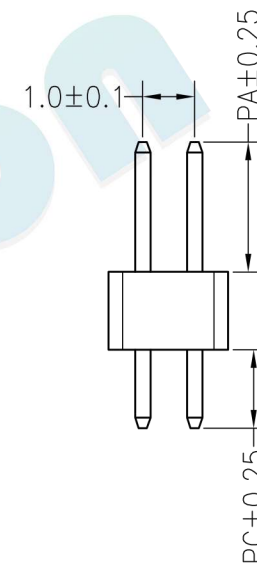
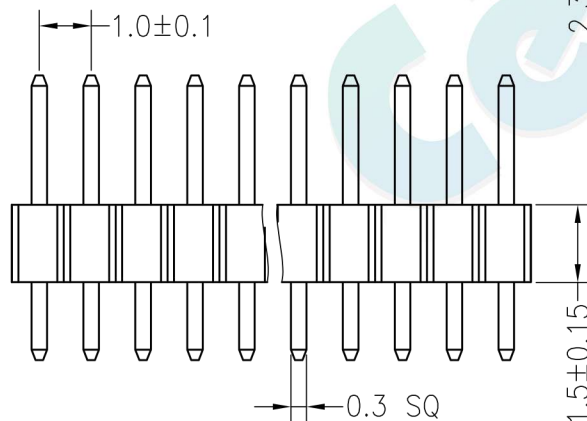
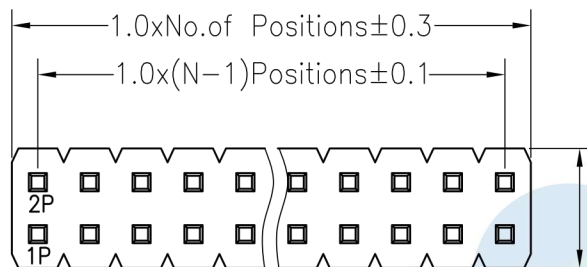

- A = Gold Flash
- B = 3U" Gold
- C = 5U" Gold
- D = 10U" Gold
- E = 15U" Gold
- F = 30U" Gold
- G = Gold Flash/Tin
- H = Tin

7. Post

- W (With Post)
- Ø (No Post)

(1). Packaging

Ø=PE Bag 1=Tray 2=Tube 3=Tape&Reel 4=Reel+Mylar



Dimension antitheses list			
ITEM	PA	PC	L
Standard	1.80	1.80	5.10
Alternate			

OPERATION		DRAW	BEN	12.04.11	SCALE	FIT	 votre partenaire en électronique	
X.X	±0.30							
X.XX	±0.20	CHECK			UNIT	mm	PART NO.	1615D - 12XX - XXX - XXX
X.XXX	±0.10				SIZE	A4		
Angle	±3°	APPROVE			SHEET	1/1	TITLE:	1.0mm PH H1.5mm Dual Row 180°
DIM	TOL				PROJ.	☞		

REV	DATE	MODIFICATION DESCRIPTION	CHANGE
A0	2012.04.11	NEW DRAWING	